

LOLETA UNION SCHOOL DISTRICT
BOARD OF TRUSTEES MEETING AGENDA

Date: 6/25/20
Time: 5:30 PM 5:35pm
Location: Loleta Elementary 700 Loleta Drive, Zoom

Please be advised that public comment is to be kept to three minutes with a conversation about a topic not to exceed 20 minutes. During Zoom meetings, the chat room will not be reviewed. If you wish to ask questions and have them answered please send your questions to Lisa Armstrong larmstrong@loleta.org As secretary she will gather and send the questions to the board for their review and reply at a later time. Thank you.

1.0 OPEN SESSION

1.1 Roll Call JS, GS, KB, CP, and AC. Amanda Benson absent

2.0 CONSENT CALENDAR

2.1Approval of the Board Minutes from the June 18, 2020 Board Meeting.

GS motioned to approve, KB 2nd Unanimous Motion passed.

3.0 Public Comment:

3.1 Comments are asked to be kept to three minutes with a conversation about a topic to not exceed 20 minutes. Please see the above direction regarding zoom chat. KB would like the board packet papers shared on zoom, Lisa will receive training.

4.0 Information Items:

4.1 First review of Board policies. GS..What is the schools legal responsibility and legal requirement for Youth Suicide Prevention. Board would like all documents regarding the policies and what is law during the next board meeting in July.

GS motioned to have all documents next meeting, KB 2nd Unanimous Motion passed.

4.1a Youth Suicide Prevention Policy.docx
4.1 b Bullying Prevention and Intervention Policy.docx
4.1 c Loleta School PBIS Discipline Flow Chart.docx.pdf

5.0 Action Items

5.1 Budget approval JS motioned to approve, GS 2nd Unanimous Motion passed.

5.2 Williams Report on Uniform Complaints (April 1-June 30, 2020) Postpone until July Meeting

JS motioned to defer, KB 2nd Unanimous. Motion passed.

5.3 MOU with Humboldt State University to host student teachers

JS motioned to approve, KB 2nd Unanimous. Motion passed.

5.4 CS-7 Certification of CS-1 2020-2021 Fiscal Year

GS motioned to approve, KB 2nd, Unanimous.Motion passed.

5.5 MMars Contract

GS motioned to not approve, CP 2nd Unanimous

5.6 Elimination of Classified position: Bus driver/Custodian - 1.0 FTE Resolution 20-7

KB motioned to approve, JS 2nd Unanimous.Motion passed.

6.0 CLOSED SESSION Moved into closed session at 6:23pm

6.1 Personnel

Moved out of closed session at 6:29pm - no actions taken

7.0 OPEN SESSION (Actions made in closed session must be announced)

8.0 FUTURE AGENDA ITEM

Williams Report on Uniform Complaints (April 1-July 15, 2020)

Autum Chapman John Simmons



LOLETA UNION SCHOOL DISTRICT
BOARD OF TRUSTEES MEETING AGENDA

Date: 6/18/2020
Time: 5:30 PM 5:35
Location: Loleta Elementary 700 Loleta Drive, ZOOM

1.0 OPEN SESSION

1.1Roll Call CP, JS, AC, GS, KB

2.0 CONSENT CALENDAR

2.1Approval of the Board Minutes from May 14, 2020 Board Meeting. GS MOTIONED, CP 2ND UNANIMOUS Motion passed.

3.0 Public Comment:

3.1 Comments are asked to be kept to three minutes with a conversation about a topic to not exceed 20 minutes. NO PUBLIC COMMENT.

4.0 Information Items:

4.1 Superintendent report JS ASKED IF TRIBES HAD GIVEN PERMISSION FOR SCHOOL TO GO ON TRIBAL LAND, AC NOT YET THEY ARE STILL ON LOCK DOWN.

4.2 PBIS Report (Positive Behavior Intervention Supports)/School Climate Report NO QUESTIONS

4.3 Stakeholders Committee Report (CAN THE NEW PARENT HANDBOOK HAVE STRIKEOUTS AND HIGHLIGHTS OF THE OLD AND NEW - JS) THE NEW HANDBOOK IS ALMOST FINISHED SO ONLY THE LAST FEW PAGES. PER AC

4.4 Budget Public Hearing (BUDGET ADOPTION IS NEXT WEEK'S MEETING. AUTUMN DESCRIBED CURRENT SITUATION WITH STATE BUDGET: GOVERNOR VERSUS SENATE INTERACTIONS AND HOW THE BUDGET IS BASED ON THE WORSE CASE SCENARIO TO PROTECT THE SCHOOL. NOTICE CASH BALANCES ARE ONLY $2000 IN DECEMBER AND AGAIN POOR IN THE SPRING. SHOULD THE STATE DEFER ANY PAYMENTS THE SCHOOL WILL RUN OUT OF CASH. AUTUMN IS CURRENTLY WORKING TO MAKE MORE CUTS IN THE BUDGET AND TO ACCESS POSSIBLE PROGRAMS TO HELP CASH FLOW. CHANGES IN BUDGET. ONE MAJOR CHANGE TO THE SCHOOL WHICH HAS A POSITIVE EFFECT ON COST SAVINGS WAS THE TRANSITION OF THE BEHAVIOR LEARNING CLASSROOM (BLC) TO A SPECIAL DAY CLASSROOM SDC, GAINED $40 FOR THIS TRANSITION. JS WANTED TO KNOW WHY THE SALARIES WERE GOING DOWN. AC EXPLAINED ALL THE CHANGES AND WHY IT LOOKS THE WAY IT DOES. PUBLIC COMMENT ENTERED INTO THE DISCUSSION INTERRUPTING THE AGENDA. AC ASKED PUBLIC ATTENDEE TO WAIT UNTIL ANOTHER TIME TO DISCUSS THIS. ATTENDEE CONTINUED TO ASK QUESTIONS AND GS ASKED THAT THIS DISCUSSION BE TABLED UNTIL LATER DATE. HE OFFERED TO MEET WITH THE ATTENDEE. GLENN ASKED ATTENDEE IF THE TEXTBOOK MATTER FROM THE PREVIOUS MEETING HAD BEEN ADDRESSED AND ATTENDEE SAID YES. DIRECTION ON HOW TO ADDRESS CONCERNING MATTERS WITH THE BOARD WILL BE DESEMINATED BEFORE THE NEXT BOARD MEETING.

4.5 OCR complaint BOARD APPROVED OF THE DECISION TO EXTEND CHROMEBOOK USAGE.

4.6 Update on school openings. AWAITING THE GOVERNOR'S SUGGESTIONS ON HOW TO OPEN BACK UP. SURVEY GOING OUT NEXT WEEK TO SEE HOW THE FAMILIES FEEL ABOUT RETURNING TO SCHOOL AND TEACHERS.

4.7 Update on CSI Plan. THE DASHBOARD IS LOOKING BETTER, STILL HAVE TOO MANY SUSPENSIONS STILL WORKING ON RESTORATIVE PRACTICES. A CULTURAL PERSON, ART, DANCE, SOCIAL WORKER ARE JUST IDEAS FOR SOME PROGRAMS. LOOKING FOR A MUSIC TEACHER, AND SEARCHING FOR DIFFERENT WAYS TO HAVE A MUSIC PROGRAM.

5.0 Action Items

5.1 Warrants. WHY WERE THERE CHARGES OF $10.00 BECAUSE IT WAS UNDER $300 AT THE BANK, OTHER ACCOUNT WILL BE CLOSED ON MONDAY (MOTIONED JS, 2ND KB, UNANIMOUS) Motion passed.

Join Zoom Meeting
https://us04web.zoom.us/j/78272823166?pwd=ekZVNWxCNStKSFZXSDhFR2dObi9NUT09

Meeting ID: 782 7282 3166
Password: 8Vs3ND

5.2 Education Protection Funds.(KB MOTIONED TO ACCEPT, JS 2ND , UNANIMOUS Motion passed.

5.4 No July Board Meeting confirmation. GS MOTIONED, JS 2ND UNANIMOUS (WOULD LIKE TO HAVE A BOARD MEETING FOR POLICY - IF CHRIS HARTLEY COULD COME INTO HELP WITH PROCEDURES) NEED BOARD POLICIES FOR JULY MEETING. AUTUMN HAS THOSE POLICIES IN HER OFFICE. 2ND THURSDAY IN JULY.... Motion passed.

5.5 Declaration of Need to the State for possible teacher hires. GS MOTIONED FOR APPROVAL KB 2ND, UNANIMOUS Motion passed.

5.6 Consideration for November Governing Board Election. GS MOTIONED, KB 2ND ALL UNANIMOUS. GS, CP AND JS ARE BOTH OF ELECTION. IN AGREEMENT THAT THERE ARE 3 PEOPLE . Motion passed.

5.7 Demonstration of and Possible Action on Resolution Regarding Elimination of Certificated temporary1.0 FTE - Jeffrey Bertotti KS MOTIONED JS 2ND UNANIMOUS Motion passed.

5.8 Demonstration of and Possible Action on Resolution Regarding Reduction/Elimination of Classified

5.8.1 Elimination of 1:1 Classified Aide (Layoff) - .881 FTE Resolution 20-5 GS MOTIONED, KB 2ND UNANIMOUS Motion passed.stodian - 1.0 FTE Resolution 20-6 KS MOTIONED JS 2ND UNANIMOUS * Agenda Amended to Instructional Aide Not Bus Driver/Custodian

5.9 Revised Interdistrict Information Agreement WORDING CHANGED AND DATE.... GS MOTIONED JS 2ND, UNANIMOUS Motion passed.

5.10 Warrant Authorization Signature Card for 2020 -2021 MOTIONED TO APPROVE JS, GS 2ND UNANIMOUS Motion passed.

5.11 Declaration for fully qualified educator WILL GO ON NEXT WEEK'S AGENDA. JS MOTIONED AND GS 2ND, UNANIMOUS Motion passed.

5.12 CO OP Service Agreement GS MOTIONED TO APPROVE, KB 2ND UNANIMOUSMotion passed.

6.0 CLOSED SESSION 7:17Moved into closed session.

6.1 Personnel

a. Acceptance of Resignation of certificated staff-Michelle Rodriguez ACCEPTED RESIGNATION JS MOTIONED, GS 2ND, UNANIMOUS Motion passed.

b. List of classified resignations and new placements.

c. CSEA negotiation for classified positions.

7.0 OPEN SESSION (Actions made in closed session must be announced)

8.0 FUTURE AGENDA ITEMS

8.1 Budget Adoption

8.2 CSI Plan adoption (Extend to August Agenda not due until September)

8.3 Con-ap Application and all related (Extended to August agenda)

8.4 Job descriptions: 1:1 Aide, Bus driver, Physical maintenance, Custodian (Postponed until August)

Moved out of closed session at 7:33pm

9.0 ANNOUNCEMENTS

10.0 ADJOURNMENT 7:34

Zoom Meeting

Topic: 6-18-2020 Board Meeting
Time: Jun 18, 2020 05:30 PM Pacific Time (US and Canada)

Youth Suicide Prevention Policy

The Governing Board of Loleta Elementary School recognizes that suicide is a leading cause of death among youth and that an even greater amount of youth consider (17 percent of high school students) and attempt suicide (over 8 percent of high school students) (Centers for Disease Control and Prevention, 2015).

The possibility of suicide and suicidal ideation requires vigilant attention from our school staff. As a result, we are ethically and legally responsible for providing an appropriate and timely response in preventing suicidal ideation, attempts, and deaths. We also must work to create a safe and nurturing campus that minimizes suicidal ideation in students.

Recognizing that it is the duty of the district and schools to protect the health, safety, and welfare of its students, this policy aims to safeguard students and staff against suicide attempts, deaths and other trauma associated with suicide, including ensuring adequate supports for students, staff, and families affected by suicide attempts and loss. As it is known that the emotional wellness of students greatly impacts school attendance and educational success, this policy shall be paired with other policies that support the emotional and behavioral wellness of students.

This policy is based on research and best practices in suicide prevention, and has been adopted with the understanding that suicide prevention activities decrease suicide risk, increase help-seeking behavior, identify those at risk of suicide, and decrease suicidal behaviors. Empirical evidence refutes a common belief that talking about suicide can increase risk or "place the idea in someone's mind."

In an attempt to reduce suicidal behavior and its impact on students and families, the Superintendent of Loleta Elementary School, shall develop strategies for suicide prevention, intervention, and postvention, and the identification of the mental health challenges frequently associated with suicidal thinking and behavior. These strategies shall include professional development for all school personnel in all job categories who regularly interact with students or are in a position to recognize the risk factors and warning signs of suicide, including substitute teachers, volunteers, expanded learning staff (afterschool) and other individuals in regular contact with students such as crossing guards, tutors, and coaches.

The Superintendent of Loleta Elementary School shall develop and implement preventive strategies and intervention procedures that include the following:

Overall Strategic Plan for Suicide Prevention

The Superintendent of Loleta Elementary School shall involve school-employed mental health professionals (e.g., school counselors, psychologists, social workers, nurses), administrators, other school staff members, parents/guardians/caregivers, students, local health agencies and professionals, law enforcement, and community organizations in planning, implementing, and evaluating the district's strategies for suicide prevention and intervention. Districts must work in conjunction with local government agencies, community-based organizations, and other community supports to identify additional resources.

To ensure the policies regarding suicide prevention are properly adopted, implemented, and updated, the district shall appoint an individual (or team) to serve as the suicide prevention point of contact for the district. In addition, each school shall identify at least one staff member to serve as the liaison to the district's suicide prevention point of contact, and coordinate and implement suicide prevention activities on their specific campus. This policy shall be reviewed and revised as indicated, at least annually in conjunction with the previously mentioned community stakeholders.

Resources:

- The K–12 Toolkit for Mental Health Promotion and Suicide Prevention has been created to help schools comply with and implement AB 2246, the Pupil Suicide Prevention Policies. The Toolkit includes resources for schools as they promote youth mental wellness, intervene in a mental health crisis, and support members of a school community after the loss of someone to suicide.

  Additional information about this Toolkit for schools can be accessed on the Heard Alliance Web site at http://www.heardalliance.org/.

Prevention

A. Messaging about Suicide Prevention

Messaging about suicide has an effect on suicidal thinking and behaviors. Consequently, Loleta Elementary School along with its partners has critically reviewed and will continue to review all materials and resources used in awareness efforts to ensure they align with best practices for safe messaging about suicide.

Resources:

- For information on public messaging on suicide prevention, see the National Action Alliance for Suicide Prevention Web site at http://suicidepreventionmessaging.actionallianceforsuicideprevention.org/

- For information on engaging the media regarding suicide prevention, see the Your Voice Counts Web page at http://resource-center.yourvoicecounts.org/content/making-headlines-guide-engaging-media-suicide-prevention-california-0

- For information on how to use social media for suicide prevention, see the Your Voice Counts Web page at http://resource-center.yourvoicecounts.org/content/how-use-social-media

B. Suicide Prevention Training and Education

The Loleta Elementary School along with its partners has carefully reviewed available staff training to ensure it promotes the mental health model of suicide prevention and does not encourage the use of the stress model to explain suicide.

Training shall be provided for all school staff members and other adults on campus (including substitutes and intermittent staff, volunteers, interns, tutors, coaches, and expanded learning [afterschool] staff).

Training:

- At least annually, all staff shall receive training on the risk factors and warning signs of suicide, suicide prevention, intervention, referral, and postvention.

- All suicide prevention trainings shall be offered under the direction of school-employed mental health professionals (e.g., school counselors, psychologists, or social workers) who have received advanced training specific to suicide and may benefit from collaboration with one or more county and/or community mental health agencies. Staff training can be adjusted year-to-year based on previous professional development activities and emerging best practices.

- At a minimum, all staff shall participate in training on the core components of suicide prevention (identification of suicide risk factors and warning signs, prevention, intervention, referral, and postvention) at the beginning of their employment. Previously employed staff members shall attend a minimum of one-hour general suicide prevention training (Professional Development opportunities, ASSIST, Question, Persuade, Refer; etc). Core components of the general suicide prevention training shall include:

    - Suicide risk factors, warning signs, and protective factors;

    - How to talk with a student about thoughts of suicide;

    - How to respond appropriately to the youth who has suicidal thoughts. Such responses shall include constant supervision of any student judged to be at risk for suicide and an immediate referral for a suicide risk assessment;

    - Emphasis on immediately referring (same day) any student who is identified to be at risk of suicide for assessment while staying under constant monitoring by staff member;

    - Emphasis on reducing stigma associated with mental illness and that early prevention and intervention can drastically reduce the risk of suicide;

    - Reviewing the data annually to look for any patterns or trends of the prevalence or occurrence of suicide ideation, attempts, or death. Data from the California School Climate, Health, and Learning Survey (Cal-SCHLS) should also be analyzed to identify school climate deficits and drive program development. See the Cal-SCHLS Web site at http://cal-schls.wested.org/.

- In addition to initial orientations to the core components of suicide prevention, ongoing annual staff professional development for all staff should include the following components:
    - The impact of traumatic stress on emotional and mental health;
    - Common misconceptions about suicide;
    - School and community suicide prevention resources;
    - Appropriate messaging about suicide (correct terminology, safe messaging guidelines);
    - The factors associated with suicide (risk factors, warning signs, protective factors);
    - How to identify youth who may be at risk of suicide;
    - Appropriate ways to interact with a youth who is demonstrating emotional distress or is suicidal. Specifically, how to talk with a student about their thoughts of suicide and (based on district guidelines) how to respond to such thinking; how to talk with a student about thoughts of suicide and appropriately respond and provide support based on district guidelines;
    - District-approved procedures for responding to suicide risk (including multi-tiered systems of support and referrals). Such procedures should emphasize that the suicidal student should be constantly supervised until a suicide risk assessment is completed;
    - District-approved procedures for responding to the aftermath of suicidal behavior (suicidal behavior postvention);
    - Responding after a suicide occurs (suicide postvention);
    - Resources regarding youth suicide prevention;
    - Emphasis on stigma reduction and the fact that early prevention and intervention can drastically reduce the risk of suicide;
    - Emphasis that any student who is identified to be at risk of suicide is to be immediately referred (same day) for assessment while being constantly monitored by a staff member.
- The professional development also shall include additional information regarding groups of students judged by the school, and available research, to be at elevated risk for suicide. These groups include, but are not limited to, the following:

- Youth affected by suicide;
- Youth with a history of suicide ideation or attempts;
- Youth with disabilities, mental illness, or substance abuse disorders;
- Lesbian, gay, bisexual, transgender, or questioning youth;
- Youth experiencing homelessness or in out-of-home settings, such as foster care;
- Youth who have suffered traumatic experiences;

Resources:

- Youth Mental Health First Aid (YMHFA) teaches a 5-step action plan to offer initial help to young people showing signs of a mental illness or in a crisis, and connect them with the appropriate professional, peer, social, or self-help care. YMHFA is an 8-hour interactive training for youth-serving adults without a mental health background. See the Mental Health First Aid Web page at https://www.mentalhealthfirstaid.org/cs/take-a-course/course-types/youth/

- Free YMHFA Training is available on the CDE Mental Health Web page at http://www.cde.ca.gov/ls/cg/mh/projectcalwell.asp

- Question, Persuade, and Refer (QPR) is a gatekeeper training that can be taught online. Just as people trained in cardiopulmonary resuscitation (CPR) and the Heimlich Maneuver help save thousands of lives each year, people trained in QPR learn how to recognize the warning signs of a suicide crisis and how to question, persuade, and refer someone to help. See the QPR Web site at http://www.qprinstitute.com/

- SafeTALK is a half-day alertness training that prepares anyone over the age of fifteen, regardless of prior experience or training, to become a suicide-alert helper. See the LivingWorks Web page at https://www.livingworks.net/programs/safetalk/

- Applied Suicide Intervention Skills Training (ASIST) is a two-day interactive workshop in suicide first aid. ASIST teaches participants to recognize when someone may have thoughts of suicide and work with them to create a plan that will support their immediate safety. See the LivingWorks Web page at https://www.livingworks.net/programs/asist/

- Kognito At-Risk is an evidence-based series of three online interactive professional development modules designed for use by individuals, schools, districts, and statewide agencies. It includes tools and templates to ensure that the program is easy to disseminate and measures success at the elementary, middle, and high school levels. See the Kognito Web page at https://www.kognito.com/products/pk12/

C. Employee Qualifications and Scope of Services

Employees of Loleta Elementary School and their partners must act only within the authorization and scope of their credential or license. While it is expected that school professionals are able to identify suicide risk factors and warning signs, and to prevent the immediate risk of a suicidal behavior, treatment of suicidal ideation is typically beyond the scope of services offered in the school setting. In addition, treatment of the mental health challenges often associated with suicidal thinking typically requires mental health resources beyond what schools are able to provide.

D. Specialized Staff Training (Assessment)

Additional professional development in suicide risk assessment and crisis intervention shall be provided to mental health professionals (school counselors, psychologists, social workers, and nurses) employed by Superintendent of Loleta Elementary School.

Resource:

- Assessing and Managing Suicide Risk (AMSR) is a one-day training workshop for behavioral health professionals based on the latest research and designed to help participants provide safer suicide care. See the Suicide Prevention Resource Center Web page at http://www.sprc.org/training-events/amsr

E. Parents, Guardians, and Caregivers Participation and Education

- To the extent possible, parents/guardians/caregivers should be included in all suicide prevention efforts. At a minimum, schools shall share with parents/guardians/caregivers the Loleta Elementary School suicide prevention policy and procedures.

- This suicide prevention policy shall be prominently displayed on the Loleta Elementary School Web page and included in the parent handbook.

- Parents/guardians/caregivers should be invited to provide input on the development and implementation of this policy.

- All parents/guardians/caregivers should have access to suicide prevention training that addresses the following:

    - Suicide risk factors, warning signs, and protective factors;

    - How to talk with a student about thoughts of suicide;

    - How to respond appropriately to the student who has suicidal thoughts. Such responses shall include constant supervision of any student judged to be at risk for suicide and referral for an immediate suicide risk assessment.

- Parents as Partners: A Suicide Prevention Guide for Parents is a booklet that contains useful information for parents/guardians/caregivers who are concerned that their children may be at risk for suicide. It is available from Suicide Awareness Voices of Education (SAVE). See the SAVE Web page at https://www.save.org/product/parents-as-partners/

F. Student Participation and Education

The Loleta Elementary School along with its partners has carefully reviewed available student curricula to ensure it promotes the mental health model of suicide prevention and does not encourage the use of the stress model to explain suicide.

Under the supervision of school-employed mental health professionals, and following consultation with county and community mental health agencies, students shall:

- Receive developmentally appropriate, student-centered education about the warning signs of mental health challenges and emotional distress;

- Receive developmentally appropriate guidance regarding the district's suicide prevention, intervention, and referral procedures.

- The content of the education shall include:

    - Coping strategies for dealing with stress and trauma;

- How to recognize behaviors (warning signs) and life issues (risk factors) associated with suicide and mental health issues in oneself and others;
- Help-seeking strategies for oneself and others, including how to engage school-based and community resources and refer peers for help;
- Emphasis on reducing the stigma associated with mental illness and the fact that early prevention and intervention can drastically reduce the risk of suicide.

Student-focused suicide prevention education can be incorporated into classroom curricula (e.g., health classes, freshman orientation classes, science, and physical education).

The Loleta Elementary School will support the creation and implementation of programs and/or activities on campus that raise awareness about mental wellness and suicide prevention (e.g., Mental Health Awareness Weeks, Peer Counseling Programs, Freshman Success Programs, and National Alliance on Mental Illness on Campus High School Clubs).

Resources:

- More Than Sad is school-ready and evidence-based training material, listed on the national Suicide Prevention Resource Center's best practices list, specifically designed for teen-level suicide prevention. See the American Foundation for Suicide Prevention Web page at https://afsp.org/our-work/education/more-than-sad/
- Break Free from Depression (BFFD) is a 4-module curriculum focused on increasing awareness about adolescent depression and designed for use in high school classrooms. See the Boston Children's Hospital Web page at http://www.childrenshospital.org/breakfree
- Coping and Support Training (CAST) is an evidence-based life-skills training and social support program to help at-risk youth. See the Reconnecting Youth Inc. Web page at http://www.reconnectingyouth.com/programs/cast/
- Students Mobilizing Awareness and Reducing Tragedies (SMART) is a program comprised of student-led groups in high schools designed to give students the freedom to implement a suicide prevention on their campus that best fits their school's needs. See the SAVE Web page at https://www.save.org/what-we-do/education/smart-schools-program-2/
- Linking Education and Awareness for Depression and Suicide (LEADS) for Youth is a school-based suicide prevention curriculum designed for high schools and educators that links depression awareness and secondary suicide prevention. LEADS for Youth is an informative and interactive opportunity for students and teachers to increase knowledge and awareness of depression and suicide. See the SAVE Web page at https://www.save.org/what-we-do/education/leads-for-youth-program/

Intervention, Assessment, Referral

A. Staff

Two Loleta Elementary School staff members who have received advanced training in suicide intervention shall be designated as the primary and secondary suicide prevention liaisons. Whenever a staff member suspects or has knowledge of a student's suicidal intentions, they shall promptly notify the primary designated suicide prevention liaison. If this primary suicide prevention liaison is unavailable, the staff shall promptly notify the secondary suicide prevention liaison.

- Under normal circumstances, the primary and/or secondary contact persons shall notify the principal, another school administrator, school psychologist or school counselor, if different from the primary and secondary contact persons. The names, titles, and contact information of multi-disciplinary crisis team members shall be distributed to all students, staff, parents/guardians/caregivers and be prominently available on school and district Web sites.

  The principal, another school administrator, school counselor, school psychologist, social worker, or nurse shall then notify, if appropriate and in the best interest of the student, the student's parents/guardians/caregivers as soon as possible and shall refer the student to mental health resources in the school or community. Determination of notification to parents/guardians/caregivers should follow a formal initial assessment to ensure that the student is not endangered by parental notification.

If the student is in imminent danger (has access to a gun, is on a rooftop, or in other unsafe conditions), a call shall be made to 911.

- Whenever a staff member suspects or has knowledge of a student's suicidal intentions, they shall promptly notify the primary or secondary suicide prevention liaisons.

- Students experiencing suicidal ideation shall not be left unsupervised.

- A referral process should be prominently disseminated to all staff members, so they know how to respond to a crisis and are knowledgeable about the school and community-based resources.

- The Superintendent or Designee shall establish crisis intervention procedures to ensure student safety and appropriate communications if a suicide occurs or an attempt is made by a student or adult on campus or at a school-sponsored activity.

B. Parents, Guardians, and Caregivers

A referral process should be prominently disseminated to all parents/guardians/caregivers, so they know how to respond to a crisis and are knowledgeable about the school and community-based resources.

C. Students

Students shall be encouraged to notify a staff member when they are experiencing emotional distress or suicidal ideation, or when they suspect or have knowledge of another student's emotional distress, suicidal ideation, or attempt. School counselor and/or school psychologist will be notified and a risk assessment may be conducted.

D. Parental Notification and Involvement

Each school within the Loleta Elementary School shall identify a process to ensure continuing care for the student identified to be at risk of suicide. The following steps should be followed to ensure continuity of care:

- After a referral is made for a student, school staff shall verify with the parent/guardian/caregiver that follow-up treatment has been accessed. Parents/guardians/caregivers will be required to provide documentation of care for the student.

- If parents/guardians/caregivers refuse or neglect to access treatment for a student who has been identified to be at-risk for suicide or in emotional distress, the suicide point of contact (or other appropriate school staff member) will meet with the parents/guardians/caregivers to identify barriers to treatment (e.g., cultural stigma, financial issues) and work to rectify the situation and build understanding of the importance of care. If follow-up care for the student is still not provided, school staff should consider contacting Child Welfare Services (CWS) to report neglect of the youth. Humboldt County Child Welfare Services. Report Child Abuse 24 Hour Hotline: (707) 445-6180.

E. Action Plan for In-School Suicide Attempts

If a suicide attempt is made during the school day on campus, it is important to remember that the health and safety of the student and those around him/her is critical. The following steps should be implemented:

- Remain calm, remember the student is overwhelmed, confused, and emotionally distressed;

- Move all other students out of the immediate area;

- Immediately contact the administrator or suicide prevention liaison;

- Call 911 and give them as much information about any suicide note, medications taken, and access to weapons, if applicable;
- If needed, provide medical first aid until a medical professional is available;
- Parents/guardians/caregivers should be contacted as soon as possible;
- Do not send the student away or leave them alone, even if they need to go to the restroom;
- Listen and prompt the student to talk;
- Review options and resources of people who can help;
- Be comfortable with moments of silence as you and the student will need time to process the situation;
- Provide comfort to the student;
- Promise privacy and help, and be respectful, but do not promise confidentiality;
- Student should only be released to parents/guardians/caregivers or to a person who is qualified and trained to provide help.

F. Action Plan for Out-of-School Suicide Attempts

If a suicide attempt by a student is outside of Loleta Elementary Schcool property, it is crucial that the LEA protects the privacy of the student and maintain a confidential record of the actions taken to intervene, support, and protect the student. The following steps should be implemented:

- Contact the parents/guardians/caregivers and offer support to the family;
- Discuss with the family how they would like the school to respond to the attempt while minimizing widespread rumors among teachers, staff, and students;
- Obtain permission from the parents/guardians/caregivers to share information to ensure the facts regarding the crisis is correct;
- Designate a staff member to handle media requests;
- Provide care and determine appropriate support to affected students;
- Offer to the student and parents/guardians/caregivers steps for re-integration to school.

G. Supporting Students after a Mental Health Crisis

It is crucial that careful steps are taken to help provide the mental health support for the student and to monitor their actions for any signs of suicide. The following steps should be implemented after the crisis has happened:

- Treat every threat with seriousness and approach with a calm manner; make the student a priority;
- Listen actively and non-judgmental to the student. Let the student express his or her feelings;
- Acknowledge the feelings and do not argue with the student;
- Offer hope and let the student know they are safe and that help is provided. Do not promise confidentiality or cause stress;
- Explain calmly and get the student to a trained professional, guidance counselor, or designated staff to further support the student;
- Keep close contact with the parents/guardians/caregivers and mental health professionals working with the student.

H. Re-Entry to School After a Suicide Attempt

A student who threatened or attempted suicide is at a higher risk for suicide in the months following the crisis. Having a streamlined and well planned re-entry process ensures the safety and wellbeing of students who have previously attempted suicide and reduces the risk of another attempt. An appropriate re-entry process is an important component of suicide prevention. Involving students in planning for their return to school provides them with a sense of control, personal responsibility, and empowerment.

The following steps shall be implemented upon re-entry:

- Obtain a written release of information signed by parents/guardians/caregivers and providers;
- Confer with student and parents/guardians/caregivers about any specific requests on how to handle the situation;
- Inform the student's teachers about possible days of absences;
- Allow accommodations for student to make up work (be understanding that missed assignments may add stress to student);

- Mental health professionals or trusted staff members should maintain ongoing contact to monitor student's actions and mood;

- Work with parents/guardians/caregivers to involve the student in an aftercare plan.

Resource:

- The School Reentry for a Student Who Has Attempted Suicide or Made Serious Suicidal Threats is a guide that will assist in school re-entry for students after an attempted suicide. See the Mental Health Recovery Services Resource Web page at http://www.mhrsonline.org/resources/suicide%5Cattempted_suicide_resources_for_schools-9/

I. Responding After a Suicide Death (Postvention)

A death by suicide in the school community (whether by a student or staff member) can have devastating consequences on students and staff. Therefore, it is vital that we are prepared ahead of time in the event of such a tragedy. Loleta Elementary School Superintendent shall ensure that each school site adopts an action plan for responding to a suicide death as part of the general Crisis Response Plan. The Suicide Death Response Action Plan (Suicide Postvention Response Plan) needs to incorporate both immediate and long-term steps and objectives.

- Suicide Postvention Response Plan shall:
  - Identify a staff member to confirm death and cause (school site administrator);
  - Identify a staff member to contact deceased's family (within 24 hours);
  - Enact the Suicide Postvention Response Plan, include an initial meeting of the district/school Suicide Postvention Response Team;
  - Notify all staff members (ideally in-person or via phone, not via e-mail or mass notification).

- Coordinate an all-staff meeting, to include:
  - Notification (if not already conducted) to staff about suicide death;
  - Emotional support and resources available to staff;
  - Notification to students about suicide death and the availability of support services (if this is the protocol that is decided by administration);
  - Share information that is relevant and that which you have permission to disclose.

- Prepare staff to respond to needs of students regarding the following:

    - Review of protocols for referring students for support/assessment;
    - Talking points for staff to notify students;
    - Resources available to students (on and off campus).
- Identify students significantly affected by suicide death and other students at risk of imitative behavior;
- Identify students affected by suicide death but not at risk of imitative behavior;
- Communicate with the larger school community about the suicide death;
- Consider funeral arrangements for family and school community;
- Respond to memorial requests in respectful and non-harmful manner; responses should be handed in a thoughtful way and their impact on other students should be considered;
- Identify media spokesperson skilled to cover story without the use of explicit, graphic, or dramatic content (go to the Reporting on Suicide.Org Web site at www.reportingonsuicide.org). Research has proven that sensationalized media coverage can lead to contagious suicidal behaviors.
- Utilize and respond to social media outlets:
    - Identify what platforms students are using to respond to suicide death
    - Identify/train staff and students to monitor social media outlets
- Include long-term suicide postvention responses:
    - Consider important dates (i.e., anniversary of death, deceased birthday, graduation, or other significant event) and how these will be addressed
    - Support siblings, close friends, teachers, and/or students of deceased
    - Consider long-term memorials and how they may impact students who are emotionally vulnerable and at risk of suicide

Resources:

- After a Suicide: A Toolkit for School is a comprehensive guide that will assist schools on what to do if a suicide death takes place in the school community. See the Suicide Prevention Resource Center Web page at http://www.sprc.org/comprehensive-approach/postvention

- Help & Hope for Survivors of Suicide Loss is a guide to help those during the bereavement process and who were greatly affected by the death of a suicide. See the Suicide Prevention Resource Center Web page at http://www.sprc.org/resources-programs/help-hope-survivors-suicide-loss

- For additional information on suicide prevention, intervention, and postvention, see the Mental Health Recovery Services Model Protocol Web page at http://www.mhrsonline.org/resources/suicide%5Cattempted_suicide_resources_for_schools-9/

- Information on school climate and school safety is available on the CDE Safe Schools Planning Web page at http://www.cde.ca.gov/ls/ss/vp/safeschlplanning.asp

- Additional resources regarding student mental health needs can be found in the SSPI letter Responding to Student Mental Health Needs in School Safety Planning at http://www.cde.ca.gov/nr/el/le/yr14ltr0212.asp.

Note: **This model policy is considered exemplary and is not prescriptive, per *EC* Section 33308.5:**

(a) Program guidelines issued by the State Department of Education shall be designed to serve as a model or example, and shall not be prescriptive. Program guidelines issued by the department shall include written notification that the guidelines are merely exemplary, and that compliance with the guidelines is not mandatory.

(b) The Superintendent of Public Instruction shall review all program guidelines prepared by the State Department of Education prior to issuance to local education agencies. The superintendent shall approve the proposed guidelines only if he or she determines that all of the following conditions are met:

(1) The guidelines are necessary.

(2) The department has the authority to issue the guidelines.

(3) The guidelines are clear and appropriately referenced to, and consistent with, existing statutes and regulations.

Bullying Prevention and Intervention Policy

The Loleta Elementary School District believes that all students have a right to a safe and healthy school environment. The school and community have an obligation to promote mutual respect, tolerance, and acceptance.

The Loleta Elementary School District will not tolerate behavior that infringes on the safety of any student. A student shall not intimidate, harass, or bully another student through words or actions. Such behavior includes: direct physical contact, such as hitting or shoving; verbal assaults, such as teasing or name-calling; and social isolation or manipulation.

The Loleta Elementary School District expects students and/or staff to immediately report incidents of bullying to the principal or designee. Staff who witness such acts take immediate steps to intervene when safe to do so. Each complaint of bullying should be promptly investigated. This policy applies to students on school grounds, while traveling to and from school or a school-sponsored activity, during the lunch period, whether on or off campus, and during a school-sponsored activity.

To ensure bullying does not occur on school campuses, the Loleta Elementary School District will provide staff development training in bullying prevention and cultivate acceptance and understanding in all students and staff to build each school's capacity to maintain a safe and healthy learning environment.

Teachers should discuss this policy with their students in age-appropriate ways and should assure them that they need not endure any form of bullying. Students who bully are in violation of this policy and are subject to disciplinary action up to and including expulsion.

A Student Code of Conduct has been adopted and is to be followed by every student while on school grounds, or when traveling to and from school or a school-sponsored activity, and during lunch period, whether on or off campus.

The Student Code of Conduct includes, but is not limited to:

- Any student who engages in bullying may be subject to disciplinary action up to and including expulsion.
- Students are expected to immediately report incidents of bullying to the principal or designee.
- Students can rely on staff to promptly investigate each complaint of bullying in a thorough and confidential manner.

If the complainant student or the parent of the student feels that appropriate resolution of the investigation or complaint has not been reached, the student or the parent of the student should contact the Superintendent. The school system prohibits retaliatory behavior against any complainant or any participant in the complaint process.

The procedures for intervening in bullying behavior include, but are not limited, to the following: All staff, students and their parents will receive a summary of this policy prohibiting intimidation and bullying: at the beginning of the school year, as part of the student handbook and/or

information packet, as part of new student orientation, and as part of the school system's notification to parents.

The school will make reasonable efforts to keep a report of bullying and the results of investigation confidential.

Staff who witness acts of bullying shall take immediate steps to intervene when safe to do so. People witnessing or experiencing bullying are strongly encouraged to report the incident; such reporting will not reflect on the target or witnesses in any way.

Conflict Resolution Policy

The Loleta Elementary School District believes that all students have a right to a safe and healthy school environment. Part of a healthy environment is the freedom to openly disagree. With this freedom comes the responsibility to discuss and resolve disagreements with respect for the rights and opinions of others.

To prevent conflict, Loleta Elementary School District will incorporate conflict resolution education and problem solving techniques into the curriculum and campus programs. This is an important step in promoting respect and acceptance, developing new ways of communicating, understanding, and accepting differing values and cultures within the school community and helps ensure a safe and healthy learning environment

The Loleta Elementary School District will provide training to develop the knowledge, attitudes, and skills students need to choose alternatives to self-destructive, violent behavior and dissolve interpersonal and intergroup conflict. A Student Code of Conduct has been adopted and is to be followed by every student while on school grounds, when traveling to and from school or a school-sponsored activity, and during lunch period, whether on or off campus.

The Student Code of Conduct includes, but is not limited to, the following:

- Students are to resolve their disputes without resorting to violence.
- Students, especially those trained in conflict resolution and peer mediation, are encouraged to help fellow students resolve problems peaceably.
- Students can rely on staff trained in conflict resolution and peer mediation strategies to intervene in any dispute likely to result in violence.

Students needing help in resolving a disagreement, or students observing conflict may contact an adult including the Principal and/or school Climate Director.

Students involved in a dispute will be referred to a conflict resolution or peer mediation session with trained adult or peer mediators. Staff and mediators will keep the discussions confidential. Conflict resolution procedures shall not supplant the authority of staff to act to prevent violence, ensure campus safety, maintain order, and discipline students.

Loleta Elementary School
PBIS/Discipline Matrix

Observe Problem Behavior

↓

Warning/
Conference with Student

↓

Is behavior classroom managed?

YES ← **Is behavior classroom managed?** → **NO**

YES

↓

Complete BTF.
Contact parent, as appropriate.

Does the student have 3 majors or 6 total referrals in 6 weeks?

↓

BIT team will review data and determine appropriate Tier 2 interventions.

Classroom managed	Office managed
-Inappropriate Language -Physical contact -Defiance -Disrespect -Disruption -Dress Code -Property Misuse -Stealing -Lying/Cheating	-Weapons -Fighting or Aggressive Physical Contact -Abusive Language -Threats -Harassment of students or teachers -Smoking -Vandalism -Alcohol or Drugs -Leaving School Grounds -Pulling Fire Alarm -Truancy

Side Bar on Classroom Managed BRF

-Fill out BTF when student does not respond to redirection, pre-correction or verbal warning.

-Take concrete action to correct behavior with student (i.e. problem solving worksheet, re-teaching of expected behaviors, individual practice).

-Student should not be aware that BTF was completed.

NO

↓

Is immediate removal necessary to ensure safety?

↓ **YES**

↓

Call office for trained CPI staff.
Complete BERF.

↓ **NO**

↓

Administrator determines consequences and/or RP.
If student has an IEP, consult with Case Manager.

↓

Administrator provides teacher feedback and parent contact as appropriate.

BTF: Behavior Tracking Form
BERF: Behavior Emergency Report Form
BIT: Behavior Intervention Team
RP: Restorative Practice

Superintendent's Report 05/14/20

The School- Covid 19

- We are finished for the year! The staff did an excellent job providing services to all of our students. By the last week in May, we had everyone set up for online learning. A complaint was made that we were not providing services in a timely manner and further a request that we extend the time of technology access to students. A second request is that we also provide more tutorials for students to better learn how to access the online resources teachers were providing. To meet these voiced needs and the complaint we have extended access to the hotspots and technology until July 15. Also, beginning the week of June 22, 2020 we will hold "bus tutorial sessions." Classified or certificated staff volunteers will travel with the bus and park it in an area accessible by the neighborhood. Practicing social distancing and proper sanitation, students will be allowed onto the bus for a tutorial session as needed. We are waiting for permission from the Tribal chiefs to access the Bear River Rancheria and Table Bluff as they are still on Covid lockdown.We are in contact with Brian Lambert of the OCR who was also sent the letter and we are sending documentation to him showing we "did the best we could" given our financial circumstances and technology arrival.
- Graduation for TK-K happened on Friday June 12, 2020 at 3:00. It was a lovely ceremony with drive-in parking. All students except one made it to the "bridge-up" ceremony. TK up to K (Ms. Dawnine Dolf) and K were guided to Mr. Rasmussen for first.
- 8th grade graduation ceremony went really well. Families cooperated with our social distancing protocol. Students and families reported they were pleased with the ceremony. Thank you to John Simmons, Board President, Christina Perez, Board member and Ted Hernandez, Tribal chief of the Wiyot Table Bluff for being the dignitaries at our ceremony. Mr. Jeff Bertotti gave a beautiful speech about the students. Lilli Lucier, valedictorian did a good job in coming forward and speaking. Kudos to all the staff that showed up to help: Dan, Julie, Ana, Kayleen, Michelle, Lisa, Jeff and a special thanks to Sandy whose powerpoint was touching. I am sharing the link with you so you can view it yourself. We tried to zoom the ceremony but had technical difficulties. Overall it was a wonderful evening! Definitely a team effort!!!
- The staff has completed checking out and preparing their rooms for cleaning.Cas, Dan and Abraham have a list of projects for the summer that will consume their time.We will keep you updated on project progress. Dan has finished the greenhouse and planted the pumpkins and corn for the coming fall.
- We have been successful in our fundraising. We have met our $2500 goal but are still looking for more funds. We have also received 25 chromebooks. Kudos to Demetrius of Ferndale Tech who is setting up our computers and hotspots! He also provided boosted wifi for the graduation ceremony!

Northern Humboldt Union High School District

2755 McKinleyville Avenue, McKinleyville, CA 95519-3400
TELEPHONE: (707) 839-6470 • FAX: (707) 839-6477
www.nohum.k12.ca.us

ROGER MACDONALD
District Superintendent

CINDY VICKERS
Director of Fiscal Services

MELANIE SUSAVILLA
Director of Student Services

June 12, 2020

Autumn Chapman, Superintendent
Loleta Governing Board
Loleta Elementary School District
PO Box 547
Loleta, CA 95551

Dear Autumn and Trustees,

We regret to inform you that Northern Humboldt Union High School District no longer has the capacity to do business services for Loleta Elementary School District. This is our official notice that we are not renewing our contract.

We would like to offer you 90 days as a transition period. This will allow us to close Loleta's 2019-2020 fiscal year. The cost per month to renew the contract would have been $40,000. So, the cost of the transition would be $8,335, which would provide services to your District through September 10, 2020.

Please let us know how you would like to proceed. We hope that we can mutually agree upon a transition plan to make this as smooth as possible. Please contact us with any questions.

Sincerely,

Cindy Vickers
Director of Fiscal Services

Carly Wallace

Carly Wallace
Accounting Supervisor

Loleta Elementary School
School Climate Report
June 16, 2020

Drive By Farewell Parade:
Teachers and staff participated in a drive by farewell parade on the last day of school on June 11 to wish students a good summer and provide closure for the school year. Teachers and staff drove through Bear River Rancheria, Table Bluff Reservation, Cannibal Island, downtown Loleta with the Loleta Volunteer Fire Truck in tow. Students waved to staff as they drove by and there was a good turnout of students. Both staff and students had smiles on their faces and there was a feeling of positive unity among staff after the parade.

2019-2020 School Year PowerPoint:
To commemorate the school year and wish students some positive thoughts of 2019-2020 a PowerPoint was created with pictures of teachers and staff, students, and memorable events throughout the school year. The PowerPoint will be able on Loleta Elementary School's Facebook.

Recommendations for Teaching and Reinforcing Covid Precautions for the 2020-2021 School Year:
It is recommended that the protocols for students and staff for the coming school year be explicitly taught to students and families with videos and signs prior to students returning to campus in addition to being included in Loleta Elementary School's PBIS Code of Conduct within the expectations of being safe, responsible, and respectful. The revised Matrix will be reviewed during a July staff meeting where planning for the 2020-2021 school year. According to the Center for PBIS, students should be prompted, taught, and reinforced "wash, cover, clean, and maintain distance behaviors." That is, explicitly teach prevention measures such as frequent hand washing (20-30 seconds), keeping hands away from face, coughing into the crook of your arm, and wiping shared materials with disinfectant after use within your school routines. These expectations can be tied to existing current schoolwide expectations (e.g., be responsible by washing your hands, be respectful by keeping hands and feet to self – use "air" high fives to encourage others). Make sure all staff are teaching these prevention strategies, creating routines to ensure they occur (e.g., extra hand washing and sanitizing breaks in the day), and delivering high rates of positive specific feedback. Make sure to emphasize the use of your school-wide expectations when students follow the intensified routines. Consider teaching and reinforcing an incompatible behavior (e.g., holding hands in lap) to touching one's face. Teach the facts about the virus and the system's response. Share information about the virus and steps the school and district are taking to keep students, families, and staff healthy and safe. Do not overemphasize, simply embed factual information into your daily instruction.

Socio-Emotional Curriculum and Supports:
Recent research from leading institutions have indicated that there is a rise of mental health concerns in students and families due to school closure and quarantining. Teachers and staff have begun discussions of how to implement socio-emotional curriculum across grades in a routine manner with efficacy. Second Step and other curriculums have been suggested in addition to a monthly theme for the school. More to follow.

Respectfully submitted by,

Sandy Radic-Oshiro, MA, NCSP
School Climate Director
Loleta Elementary School
(707) 834-2861
sradic-oshiro@hcoe.org

Loleta Elementary School
Stakeholders Equity Committee

Meeting Notes
June 10, 2020

Participants: Rain Archambeau Marshall (ACLU/NCIDC Indigenous Education Advocate), Michael Harris (National Center for Youth Law), Meredith Oram (Community Development, HSU and HCOE Diversity and Inclusion), (Rose Hernandez (Parent of graduated students), Autumn Chapman (Superintendent/Principal), Sandy Radic-Oshiro (School Psychologist)

Sandy shared Powerpoint with pictures of teachers, staff, and students from the 2019-2020 school year that will be available on Loleta Elementary School's Facebook site to access. The 8th grade graduation plans were discussed for Friday June 12, 2020. Autumn asked that Stakeholders if they would support having parents and families be able to stay during graduation to watch all of the graduates walk and receive their diploma instead of having to leave immediately after a graduate received their diploma. Physical distancing and/or masks would continue to be required. The Stakeholders were all in agreement that having families be able to stay for the whole ceremony would not increase risk of coronavirus transmission as long as spectators practiced physically distancing and/or wore a mask.

Autumn updated the Stakeholders on **extension of access to Chromebooks** and hot spots until mid July for students. Families were sent a letter on June 3, 2020 to update them on the extension of technology. A tutoring bus will be available during the extension where families could access support and tutorials on Chromebook and Google Classroom.

Revisions were made to the Student Parent Handbook on **Bus Route and Operating Procedures** and **Student Discipline**.

LOLETA SCHOOL DISTRICT
2020-2021 Budget Adoption
Report to the Board
GENERAL FUND

	2019-2020	2020-2021	2021-2022	2022-2023
A. REVENUES				
LCFF Sources	1,263,479	1,004,295	933,630	933,383
Federal Sources	49,254	474,267	429,168	429,168
Other State Sources	178,362	139,530	139,530	139,530
Other Local Sources	184,026	197,253	194,553	194,553
Total Revenue	1,675,121	1,815,345	1,696,881	1,696,634
B. EXPENDITURES				
Certificated Salaries	510,628	509,325	468,144	476,592
Classified Salaries	454,728	333,611	340,147	327,061
Employee Benefits	450,354	381,800	370,046	387,627
Books & Supplies	64,773	75,768	60,742	60,714
Services & Other Operating	659,346	381,960	362,025	364,033
Other Outgo	100,790	100,569	100,569	100,569
Total Expenditures	2,240,619	1,783,033	1,701,673	1,716,596
C. EXCESS REVENUES (EXPENDITURES)	(565,498)	32,312	(4,792)	(19,962)
D. OTHER FINANCING SOURCES/USES				
Interfund Transfers Out- Cafeteria	(77,147)	(36,116)	(5,422)	(5,422)
Interfund Transfers In- Special Reserve	41,511	14,715	21,299	31,469
Total Other Sources (Uses)	(35,636)	(21,401)	15,877	26,047
E. FUND BALANCE INCREASE(DECREASE)	(601,134)	10,911	11,085	6,085
F. BEGINNING BALANCE	695,809	94,675	105,586	116,671
G. ENDING BALANCE	94,675	105,586	116,671	122,756

SPECIAL RESERVE	**2019-2020**	**2020-2021**	**2021-2022**	**2022-2023**
TOTAL GENERAL FUND EXPENDITURES,TRANSFERS OUT:	**2,317,766**	**1,819,149**	**1,707,095**	**1,722,018**
RECOMMENDED MINIMUM RES CALC AT 5%:	**115,888**	**90,957**	**85,355**	**86,101**
ACTUAL RESERVE BALANCE:	**142,510**	**130,995**	**112,896**	84,627
ACTUAL RESERVE PERCENTAGE:	**6.15%**	**7.20%**	**6.61%**	**4.91%**

***Prop 39 expenditures eliminated in 19/20**

Loleta School District
2020-2021 Budget Adoption

Expenditures

Description	Expenses	Percent
Certificated Salaries	509,325	28.57%
Classified Salaries	333,611	18.71%
Employee Benefits	381,800	21.41%
Books & Supplies	75,768	4.25%
Services & Other Operating	381,960	21.42%
Other Outgo	100,569	5.64%
Total Expenditures	1,783,033	100.00%

Revenues

Description	Revenues	Percent
Revenue Limit Sources	1,004,295	55.32%
Federal Sources	474,267	26.13%
Other State Sources	139,530	7.69%
Other Local Sources	197,253	10.87%
Total Revenue	1,815,345	100.00%

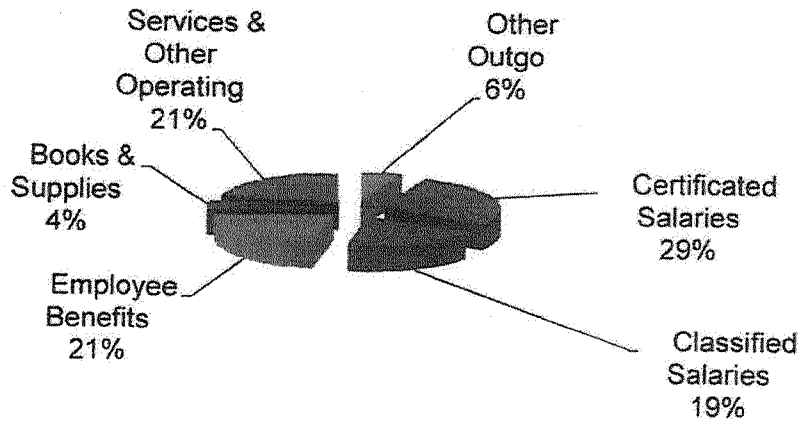

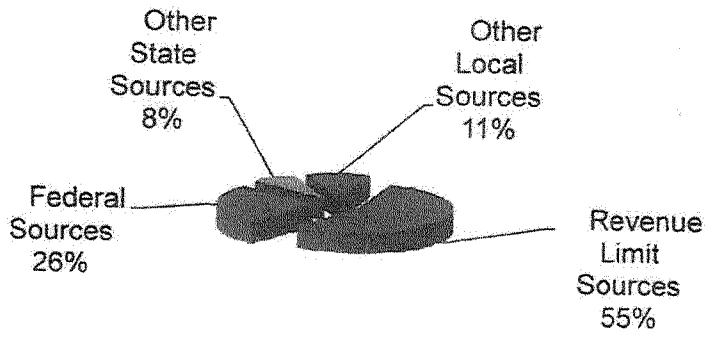

Description	2019-20 Estimated Actuals			2020-21 Budget		
	P-2 ADA	Annual ADA	Funded ADA	Estimated P-2 ADA	Estimated Annual ADA	Estimated Funded ADA
A. DISTRICT						
1. Total District Regular ADA Includes Opportunity Classes, Home & Hospital, Special Day Class, Continuation Education, Special Education NPS/LCI and Extended Year, and Community Day School (includes Necessary Small School ADA)	94.92	94.92	109.96	89.00	89.00	94.92
2. Total Basic Aid Choice/Court Ordered Voluntary Pupil Transfer Regular ADA Includes Opportunity Classes, Home & Hospital, Special Day Class, Continuation Education, Special Education NPS/LCI and Extended Year, and Community Day School (ADA not included in Line A1 above)						
3. Total Basic Aid Open Enrollment Regular ADA Includes Opportunity Classes, Home & Hospital, Special Day Class, Continuation Education, Special Education NPS/LCI and Extended Year, and Community Day School (ADA not included in Line A1 above)						
4. Total, District Regular ADA (Sum of Lines A1 through A3)	94.92	94.92	109.96	89.00	89.00	94.92
5. District Funded County Program ADA						
a. County Community Schools						
b. Special Education-Special Day Class	0.98	0.98	0.98	0.98	0.98	0.98
c. Special Education-NPS/LCI						
d. Special Education Extended Year						
e. Other County Operated Programs: Opportunity Schools and Full Day Opportunity Classes, Specialized Secondary Schools						
f. County School Tuition Fund (Out of State Tuition) [EC 2000 and 46380]						
g. Total, District Funded County Program ADA (Sum of Lines A5a through A5f)	0.98	0.98	0.98	0.98	0.98	0.98
6. TOTAL DISTRICT ADA (Sum of Line A4 and Line A5g)	95.90	95.90	110.94	89.98	89.98	95.90
7. Adults in Correctional Facilities						
8. Charter School ADA (Enter Charter School ADA using Tab C. Charter School ADA)						

Description	2019-20 Estimated Actuals			2020-21 Budget		
	P-2 ADA	Annual ADA	Funded ADA	Estimated P-2 ADA	Estimated Annual ADA	Estimated Funded ADA
B. COUNTY OFFICE OF EDUCATION						
1. County Program Alternative Education ADA						
a. County Group Home and Institution Pupils						
b. Juvenile Halls, Homes, and Camps						
c. Probation Referred, On Probation or Parole, Expelled per EC 48915(a) or (c) [EC 2574(c)(4)(A)]						
d. Total, County Program Alternative Education ADA (Sum of Lines B1a through B1c)	0.00	0.00	0.00	0.00	0.00	0.00
2. District Funded County Program ADA						
a. County Community Schools						
b. Special Education-Special Day Class						
c. Special Education-NPS/LCI						
d. Special Education Extended Year						
e. Other County Operated Programs: Opportunity Schools and Full Day Opportunity Classes, Specialized Secondary Schools						
f. County School Tuition Fund (Out of State Tuition) [EC 2000 and 46380]						
g. Total, District Funded County Program ADA (Sum of Lines B2a through B2f)	0.00	0.00	0.00	0.00	0.00	0.00
3. TOTAL COUNTY OFFICE ADA (Sum of Lines B1d and B2g)	0.00	0.00	0.00	0.00	0.00	0.00
4. Adults in Correctional Facilities						
5. County Operations Grant ADA						
6. Charter School ADA (Enter Charter School ADA using Tab C. Charter School ADA)						

Description	2019-20 Estimated Actuals			2020-21 Budget		
	P-2 ADA	Annual ADA	Funded ADA	Estimated P-2 ADA	Estimated Annual ADA	Estimated Funded ADA
C. CHARTER SCHOOL ADA						
Authorizing LEAs reporting charter school SACS financial data in their Fund 01, 09, or 62 use this worksheet to report ADA for those charter schools. Charter schools reporting SACS financial data separately from their authorizing LEAs in Fund 01 or Fund 62 use this worksheet to report their ADA.						
FUND 01: Charter School ADA corresponding to SACS financial data reported in Fund 01.						
1. Total Charter School Regular ADA						
2. Charter School County Program Alternative Education ADA						
a. County Group Home and Institution Pupils						
b. Juvenile Halls, Homes, and Camps						
c. Probation Referred, On Probation or Parole, Expelled per EC 48915(a) or (c) [EC 2574(c)(4)(A)]						
d. Total, Charter School County Program Alternative Education ADA (Sum of Lines C2a through C2c)	0.00	0.00	0.00	0.00	0.00	0.00
3. Charter School Funded County Program ADA						
a. County Community Schools						
b. Special Education-Special Day Class						
c. Special Education-NPS/LCI						
d. Special Education Extended Year						
e. Other County Operated Programs: Opportunity Schools and Full Day Opportunity Classes, Specialized Secondary Schools						
f. Total, Charter School Funded County Program ADA (Sum of Lines C3a through C3e)	0.00	0.00	0.00	0.00	0.00	0.00
4. TOTAL CHARTER SCHOOL ADA (Sum of Lines C1, C2d, and C3f)	0.00	0.00	0.00	0.00	0.00	0.00
FUND 09 or 62: Charter School ADA corresponding to SACS financial data reported in Fund 09 or Fund 62.						
5. Total Charter School Regular ADA						
6. Charter School County Program Alternative Education ADA						
a. County Group Home and Institution Pupils						
b. Juvenile Halls, Homes, and Camps						
c. Probation Referred, On Probation or Parole, Expelled per EC 48915(a) or (c) [EC 2574(c)(4)(A)]						
d. Total, Charter School County Program Alternative Education ADA (Sum of Lines C6a through C6c)	0.00	0.00	0.00	0.00	0.00	0.00
7. Charter School Funded County Program ADA						
a. County Community Schools						
b. Special Education-Special Day Class						
c. Special Education-NPS/LCI						
d. Special Education Extended Year						
e. Other County Operated Programs: Opportunity Schools and Full Day Opportunity Classes, Specialized Secondary Schools						
f. Total, Charter School Funded County Program ADA (Sum of Lines C7a through C7e)	0.00	0.00	0.00	0.00	0.00	0.00
8. TOTAL CHARTER SCHOOL ADA (Sum of Lines C5, C6d, and C7f)	0.00	0.00	0.00	0.00	0.00	0.00
9. TOTAL CHARTER SCHOOL ADA Reported in Fund 01, 09, or 62 (Sum of Lines C4 and C8)	0.00	0.00	0.00	0.00	0.00	0.00

Provide methodology and assumptions used to estimate ADA, enrollment, revenues, expenditures, reserves and fund balance, and multiyear commitments (including cost-of-living adjustments).

Deviations from the standards must be explained and may affect the approval of the budget.

CRITERIA AND STANDARDS

1. CRITERION: Average Daily Attendance

STANDARD: Funded average daily attendance (ADA) has not been overestimated in 1) the first prior fiscal year OR in 2) two or more of the previous three fiscal years by more than the following percentage levels:

Percentage Level	District ADA		
3.0%	0	to	300
2.0%	301	to	1,000
1.0%	1,001	and	over

District ADA (Form A, Estimated P-2 ADA column, lines A4 and C4): 89

District's ADA Standard Percentage Level: 3.0%

1A. Calculating the District's ADA Variances

DATA ENTRY: For the Third, Second, and First Prior Years, enter Estimated Funded ADA in the Original Budget Funded ADA column; enter district regular ADA and charter school ADA corresponding to financial data reported in the General Fund, only, for the Third, Second, and First Prior Years. All other data are extracted.

Fiscal Year	Original Budget Funded ADA (Form A, Lines A4 and C4)	Estimated/Unaudited Actuals Funded ADA (Form A, Lines A4 and C4)	ADA Variance Level (If Budget is greater than Actuals, else N/A)	Status
Third Prior Year (2017-18)				
District Regular	98	98		
Charter School				
Total ADA	**98**	**98**	**0.0%**	**Met**
Second Prior Year (2018-19)				
District Regular	93	109		
Charter School				
Total ADA	**93**	**109**	**N/A**	**Met**
First Prior Year (2019-20)				
District Regular	109	110		
Charter School		0		
Total ADA	**109**	**110**	**N/A**	**Met**
Budget Year (2020-21)				
District Regular	95			
Charter School	0			
Total ADA	**95**			

1B. Comparison of District ADA to the Standard

DATA ENTRY: Enter an explanation if the standard is not met.

1a. STANDARD MET - Funded ADA has not been overestimated by more than the standard percentage level for the first prior year.

Explanation:
(required if NOT met)

1b. STANDARD MET - Funded ADA has not been overestimated by more than the standard percentage level for two or more of the previous three years.

Explanation:
(required if NOT met)

2. CRITERION: Enrollment

STANDARD: Projected enrollment has not been overestimated in 1) the first prior fiscal year OR in 2) two or more of the previous three fiscal years by more than the following percentage levels:

Percentage Level	District ADA		
3.0%	0	to	300
2.0%	301	to	1,000
1.0%	1,001	and	over

District ADA (Form A, Estimated P-2 ADA column, lines A4 and C4): 89

District's Enrollment Standard Percentage Level: **3.0%**

2A. Calculating the District's Enrollment Variances

DATA ENTRY: Enter data in the Enrollment, Budget, column for all fiscal years and in the Enrollment, CBEDS Actual column for the First Prior Year; all other data are extracted or calculated. CBEDS Actual enrollment data preloaded in the District Regular lines will include both District Regular and Charter School enrollment. Districts will need to adjust the District Regular enrollment lines and the Charter School enrollment lines accordingly. Enter district regular enrollment and charter school enrollment corresponding to financial data reported in the General Fund, only, for all fiscal years.

Fiscal Year	Enrollment Budget	Enrollment CBEDS Actual	Enrollment Variance Level (If Budget is greater than Actual, else N/A)	Status
Third Prior Year (2017-18)				
District Regular	100	101		
Charter School				
Total Enrollment	**100**	**101**	**N/A**	**Met**
Second Prior Year (2018-19)				
District Regular	103	123		
Charter School				
Total Enrollment	**103**	**123**	**N/A**	**Met**
First Prior Year (2019-20)				
District Regular				
Charter School	119	98		
Total Enrollment	**119**	**98**	**17.6%**	**Not Met**
Budget Year (2020-21)				
District Regular	100			
Charter School				
Total Enrollment	**100**			

2B. Comparison of District Enrollment to the Standard

DATA ENTRY: Enter an explanation if the standard is not met.

1a. STANDARD NOT MET - Enrollment was estimated above the standard for the first prior year. Provide reasons for the overestimate, a description of the methods and assumptions used in projecting enrollment, and what changes will be made to improve the accuracy of projections in this area.

Explanation:
(required if NOT met)

First Prior Year - The district's enrollment variance exceeded the standard in the first prior year because the enrollment at budget adoption is projected and they experienced families moving out of the district after the projections were made.

1b. STANDARD MET - Enrollment has not been overestimated by more than the standard percentage level for two or more of the previous three years.

Explanation:
(required if NOT met)

3. CRITERION: ADA to Enrollment

STANDARD: Projected second period (P-2) average daily attendance (ADA) to enrollment ratio for any of the budget year or two subsequent fiscal years has not increased from the historical average ratio from the three prior fiscal years by more than one half of one percent (0.5%).

3A. Calculating the District's ADA to Enrollment Standard

DATA ENTRY: All data are extracted or calculated. Data should reflect district regular and charter school ADA/enrollment corresponding to financial data reported in the General Fund, only, for all fiscal years.

Fiscal Year	P-2 ADA Estimated/Unaudited Actuals (Form A, Lines A4 and C4)	Enrollment CBEDS Actual (Criterion 2, Item 2A)	Historical Ratio of ADA to Enrollment
Third Prior Year (2017-18)			
District Regular	93	101	
Charter School		0	
Total ADA/Enrollment	**93**	**101**	**92.1%**
Second Prior Year (2018-19)			
District Regular	109	123	
Charter School			
Total ADA/Enrollment	**109**	**123**	**88.6%**
First Prior Year (2019-20)			
District Regular	95		
Charter School	0	98	
Total ADA/Enrollment	**95**	**98**	**96.9%**
		Historical Average Ratio:	92.5%
		District's ADA to Enrollment Standard (historical average ratio plus 0.5%):	**93.0%**

3B. Calculating the District's Projected Ratio of ADA to Enrollment

DATA ENTRY: Enter data in the Estimated P-2 ADA column for the two subsequent years. Enter data in the Enrollment column for the two subsequent years. Data should reflect district regular and charter school ADA/enrollment corresponding to financial data reported in the General Fund only, for all fiscal years. All other data are extracted or calculated.

Fiscal Year	Estimated P-2 ADA Budget (Form A, Lines A4 and C4)	Enrollment Budget/Projected (Criterion 2, Item 2A)	Ratio of ADA to Enrollment	Status
Budget Year (2020-21)				
District Regular	89	100		
Charter School	0			
Total ADA/Enrollment	**89**	**100**	**89.0%**	**Met**
1st Subsequent Year (2021-22)				
District Regular	89	100		
Charter School				
Total ADA/Enrollment	**89**	**100**	**89.0%**	**Met**
2nd Subsequent Year (2022-23)				
District Regular	89	100		
Charter School				
Total ADA/Enrollment	**89**	**100**	**89.0%**	**Met**

3C. Comparison of District ADA to Enrollment Ratio to the Standard

DATA ENTRY: Enter an explanation if the standard is not met.

1a. STANDARD MET - Projected P-2 ADA to enrollment ratio has not exceeded the standard for the budget and two subsequent fiscal years.

Explanation:
(required if NOT met)

4. CRITERION: LCFF Revenue

STANDARD: Projected local control funding formula (LCFF) revenue for any of the budget year or two subsequent fiscal years has not changed from the prior fiscal year by more than the change in population, plus the district's gap funding or cost-of-living adjustment (COLA)[1] and its economic recovery target payment, plus or minus one percent.

For basic aid districts, projected LCFF revenue has not changed from the prior fiscal year by more than the percent change in property tax revenues plus or minus one percent.

For districts funded by necessary small school formulas, projected LCFF revenue has not changed from the prior fiscal year amount by more than the district's gap funding or COLA[1] and its economic recovery target payment, plus or minus one percent.

[1] Districts that are already at or above their LCFF target funding as described in Education Code Section 42238.03(d) receive no gap funding. These districts have a COLA applied to their LCFF target, but their year-over-year revenue increase might be less than the statutory COLA due to certain local factors and components of the funding formula.

4A. District's LCFF Revenue Standard

Indicate which standard applies:

LCFF Revenue

Basic Aid

Necessary Small School

The District must select which LCFF revenue standard applies.
LCFF Revenue Standard selected: LCFF Revenue

4A1. Calculating the District's LCFF Revenue Standard

DATA ENTRY: Enter data in Step 1a for the two subsequent fiscal years. All other data is extracted or calculated. Enter data for Steps 2a through 2b1. All other data is calculated.

Note: Due to the full implementation of LCFF, gap funding and the economic recovery target increment payment amounts are no longer applicable.

Projected LCFF Revenue

	Prior Year (2019-20)	Budget Year (2020-21)	1st Subsequent Year (2021-22)	2nd Subsequent Year (2022-23)
Step 1 - Change in Population				
a. ADA (Funded) (Form A, lines A6 and C4)	110.94	95.90	89.98	89.98
b. Prior Year ADA (Funded)		110.94	95.90	89.98
c. Difference (Step 1a minus Step 1b)		(15.04)	(5.92)	0.00
d. Percent Change Due to Population (Step 1c divided by Step 1b)		-13.56%	-6.17%	0.00%
Step 2 - Change in Funding Level				
a. Prior Year LCFF Funding		1,263,479.00	1,004,295.00	933,630.00
b1. COLA percentage		-7.92%	0.00%	0.00%
b2. COLA amount (proxy for purposes of this criterion)		(100,067.54)	0.00	0.00
c. Percent Change Due to Funding Level (Step 2b2 divided by Step 2a)		-7.92%	0.00%	0.00%
Step 3 - Total Change in Population and Funding Level (Step 1d plus Step 2c)		-21.48%	-6.17%	0.00%
LCFF Revenue Standard (Step 3, plus/minus 1%):		**-22.48% to -20.48%**	**-7.17% to -5.17%**	**-1.00% to 1.00%**

4A2. Alternate LCFF Revenue Standard - Basic Aid

DATA ENTRY: If applicable to your district, input data in the 1st and 2nd Subsequent Year columns for projected local property taxes; all other data are extracted or calculated.

Basic Aid District Projected LCFF Revenue

	Prior Year (2019-20)	Budget Year (2020-21)	1st Subsequent Year (2021-22)	2nd Subsequent Year (2022-23)
Projected Local Property Taxes (Form 01, Objects 8021 - 8089)	323,842.00	323,842.00	323,842.00	323,842.00
Percent Change from Previous Year		N/A	N/A	N/A
Basic Aid Standard (percent change from previous year, plus/minus 1%):		N/A	N/A	N/A

4A3. Alternate LCFF Revenue Standard - Necessary Small School

DATA ENTRY: All data are extracted or calculated.

Necessary Small School District Projected LCFF Revenue

	Budget Year (2020-21)	1st Subsequent Year (2021-22)	2nd Subsequent Year (2022-23)
Necessary Small School Standard (COLA Step 2c, plus/minus 1%):	N/A	N/A	N/A

4B. Calculating the District's Projected Change in LCFF Revenue

DATA ENTRY: Enter data in the 1st and 2nd Subsequent Year columns for LCFF Revenue; all other data are extracted or calculated.

	Prior Year (2019-20)	Budget Year (2020-21)	1st Subsequent Year (2021-22)	2nd Subsequent Year (2022-23)
LCFF Revenue (Fund 01, Objects 8011, 8012, 8020-8089)	1,263,479.00	1,004,295.00	933,630.00	933,383.00
District's Projected Change in LCFF Revenue:		-20.51%	-7.04%	-0.03%
LCFF Revenue Standard:		**-22.48% to -20.48%**	**-7.17% to -5.17%**	**-1.00% to 1.00%**
Status:		Met	Met	Met

4C. Comparison of District LCFF Revenue to the Standard

DATA ENTRY: Enter an explanation if the standard is not met.

1a. STANDARD MET - Projected change in LCFF revenue has met the standard for the budget and two subsequent fiscal years.

Explanation:
(required if NOT met)

5. CRITERION: Salaries and Benefits

STANDARD: Projected ratio of total unrestricted salaries and benefits to total unrestricted general fund expenditures for any of the budget year or two subsequent fiscal years has not changed from the historical average ratio from the three prior fiscal years by more than the greater of three percent or the district's required reserves percentage.

5A. Calculating the District's Historical Average Ratio of Unrestricted Salaries and Benefits to Total Unrestricted General Fund Expenditures

DATA ENTRY: All data are extracted or calculated.

Fiscal Year	Estimated/Unaudited Actuals - Unrestricted (Resources 0000-1999) Salaries and Benefits (Form 01, Objects 1000-3999)	Total Expenditures (Form 01, Objects 1000-7499)	Ratio of Unrestricted Salaries and Benefits to Total Unrestricted Expenditures
Third Prior Year (2017-18)	751,199.74	1,028,462.50	73.0%
Second Prior Year (2018-19)	752,417.93	1,055,161.02	71.3%
First Prior Year (2019-20)	880,266.00	1,184,968.00	74.3%
		Historical Average Ratio:	72.9%

	Budget Year (2020-21)	1st Subsequent Year (2021-22)	2nd Subsequent Year (2022-23)
District's Reserve Standard Percentage (Criterion 10B, Line 4):	5.0%	5.0%	5.0%
District's Salaries and Benefits Standard (historical average ratio, plus/minus the greater of 3% or the district's reserve standard percentage):	**67.9% to 77.9%**	**67.9% to 77.9%**	**67.9% to 77.9%**

5B. Calculating the District's Projected Ratio of Unrestricted Salaries and Benefits to Total Unrestricted General Fund Expenditures

DATA ENTRY: If Form MYP exists, Unrestricted Salaries and Benefits, and Total Unrestricted Expenditures data for the 1st and 2nd Subsequent Years will be extracted; if not, enter data for the two subsequent years. All other data are extracted or calculated.

Fiscal Year	Budget - Unrestricted (Resources 0000-1999) Salaries and Benefits (Form 01, Objects 1000-3999) (Form MYP, Lines B1-B3)	Total Expenditures (Form 01, Objects 1000-7499) (Form MYP, Lines B1-B8, B10)	Ratio of Unrestricted Salaries and Benefits to Total Unrestricted Expenditures	Status
Budget Year (2020-21)	614,804.00	897,721.00	68.5%	Met
1st Subsequent Year (2021-22)	576,825.00	861,634.00	66.9%	Not Met
2nd Subsequent Year (2022-23)	589,768.00	876,557.00	67.3%	Not Met

5C. Comparison of District Salaries and Benefits Ratio to the Standard

DATA ENTRY: Enter an explanation if the standard is not met.

1a. STANDARD NOT MET - Projected ratio(s) of unrestricted salary and benefit costs to total unrestricted expenditures are outside the standard in one or more of the budget or two subsequent fiscal years. Provide reasons why the projection(s) exceed the standard, a description of the methods and assumptions used in projecting salaries and benefits, and what changes, if any, will be made to bring the projected salary and benefit costs within the standard.

Explanation:
(required if NOT met)

2021-22 & 2022-23 - The District's projected ratio of unrestricted salaries and benefits to total unrestricted general fund expenditures is less than the historical average due to the reduction of positions in response to the projected cuts to LCFF.

6. CRITERION: Other Revenues and Expenditures

STANDARD: Projected operating revenues (including federal, other state, and other local) or expenditures (including books and supplies, and services and other operating), for any of the budget year or two subsequent fiscal years, have not changed from the prior fiscal year amount by more than the percentage change in population and the funded cost-of-living adjustment (COLA) plus or minus ten percent.

For each major object category, changes that exceed the percentage change in population and the funded COLA plus or minus five percent must be explained.

6A. Calculating the District's Other Revenues and Expenditures Standard Percentage Ranges

DATA ENTRY: All data are extracted or calculated.

	Budget Year (2020-21)	1st Subsequent Year (2021-22)	2nd Subsequent Year (2022-23)
1. District's Change in Population and Funding Level (Criterion 4A1, Step 3):	-21.48%	-6.17%	0.00%
2. District's Other Revenues and Expenditures Standard Percentage Range (Line 1, plus/minus 10%):	**-31.48% to -11.48%**	**-16.17% to 3.83%**	**-10.00% to 10.00%**
3. District's Other Revenues and Expenditures Explanation Percentage Range (Line 1, plus/minus 5%):	-26.48% to -16.48%	-11.17% to -1.17%	-5.00% to 5.00%

6B. Calculating the District's Change by Major Object Category and Comparison to the Explanation Percentage Range (Section 6A, Line 3)

DATA ENTRY: If Form MYP exists, the 1st and 2nd Subsequent Year data for each revenue and expenditure section will be extracted; if not, enter data for the two subsequent years. All other data are extracted or calculated.

Explanations must be entered for each category if the percent change for any year exceeds the district's explanation percentage range.

Object Range / Fiscal Year	Amount	Percent Change Over Previous Year	Change Is Outside Explanation Range
Federal Revenue (Fund 01, Objects 8100-8299) (Form MYP, Line A2)			
First Prior Year (2019-20)	49,254.00		
Budget Year (2020-21)	474,267.00	862.90%	Yes
1st Subsequent Year (2021-22)	429,168.00	-9.51%	No
2nd Subsequent Year (2022-23)	429,168.00	0.00%	No

Explanation: (required if Yes)
2020-21 - The Federal Revenue change exceeded the standard percentage range in the budget year due to the elimination of a repayment of Federal Impact Aid funds that occurred in the 2019-2020 fiscal year.

Other State Revenue (Fund 01, Objects 8300-8599) (Form MYP, Line A3)			
First Prior Year (2019-20)	178,362.00		
Budget Year (2020-21)	139,530.00	-21.77%	No
1st Subsequent Year (2021-22)	139,530.00	0.00%	Yes
2nd Subsequent Year (2022-23)	139,530.00	0.00%	No

Explanation: (required if Yes)
2021-22 - The Other State Revenue has exceeded the standard percentage range in the first subsequent year due to the projections remaining flat.

Other Local Revenue (Fund 01, Objects 8600-8799) (Form MYP, Line A4)			
First Prior Year (2019-20)	184,026.00		
Budget Year (2020-21)	197,253.00	7.19%	Yes
1st Subsequent Year (2021-22)	194,553.00	-1.37%	No
2nd Subsequent Year (2022-23)	194,553.00	0.00%	No

Explanation: (required if Yes)
2020-21 - The Other Local Revenue change exceeded the standard percentage range due to the addition of rental income along with increased special education funding.

Books and Supplies (Fund 01, Objects 4000-4999) (Form MYP, Line B4)			
First Prior Year (2019-20)	64,773.00		
Budget Year (2020-21)	75,768.00	16.97%	Yes
1st Subsequent Year (2021-22)	60,742.00	-19.83%	Yes
2nd Subsequent Year (2022-23)	60,714.00	-0.05%	No

Explanation: (required if Yes)
2020-21- The books and supplies expenditures increased in the budget year due to the CARES Act funding projected to be spent on additional custodial supplies.
2021-22- The Books and Supplies expense change exceeded the standard percentage range in the first subsequent year due to the elimination of the one-time custodial supply expense.

Services and Other Operating Expenditures (Fund 01, Objects 5000-5999) (Form MYP, Line B5)

First Prior Year (2019-20)	805,643.00		
Budget Year (2020-21)	381,960.00	-52.59%	Yes
1st Subsequent Year (2021-22)	362,025.00	-5.22%	No
2nd Subsequent Year (2022-23)	364,033.00	0.55%	No

Explanation:
(required if Yes)

2020-21 - The change in Services and Other Operating Expenditures exceeded the standard percentage range in the budget year due to the removal Behavior Support Assistant contracts, switching CSI funds to be used for salaries instead of contracted services, and the elimination of Prop 39 one-time expenditures.

6C. Calculating the District's Change in Total Operating Revenues and Expenditures (Section 6A, Line 2)

DATA ENTRY: All data are extracted or calculated.

Object Range / Fiscal Year	Amount	Percent Change Over Previous Year	Status
Total Federal, Other State, and Other Local Revenue (Criterion 6B)			
First Prior Year (2019-20)	411,642.00		
Budget Year (2020-21)	811,050.00	97.03%	Not Met
1st Subsequent Year (2021-22)	763,251.00	-5.89%	Met
2nd Subsequent Year (2022-23)	763,251.00	0.00%	Met
Total Books and Supplies, and Services and Other Operating Expenditures (Criterion 6B)			
First Prior Year (2019-20)	870,416.00		
Budget Year (2020-21)	457,728.00	-47.41%	Not Met
1st Subsequent Year (2021-22)	422,767.00	-7.64%	Met
2nd Subsequent Year (2022-23)	424,747.00	0.47%	Met

6D. Comparison of District Total Operating Revenues and Expenditures to the Standard Percentage Range

DATA ENTRY: Explanations are linked from Section 6B if the status in Section 6C is not met; no entry is allowed below.

1a. STANDARD NOT MET - Projected total operating revenues have changed by more than the standard in one or more of the budget or two subsequent fiscal years. Reasons for the projected change, descriptions of the methods and assumptions used in the projections, and what changes, if any, will be made to bring the projected operating revenues within the standard must be entered in Section 6A above and will also display in the explanation box below.

Explanation:
Federal Revenue
(linked from 6B
if NOT met)

2020-21 - The Federal Revenue change exceeded the standard percentage range in the budget year due to the elimination of a repayment of Federal Impact Aid funds that occurred in the 2019-2020 fiscal year.

Explanation:
Other State Revenue
(linked from 6B
if NOT met)

2021-22 - The Other State Revenue has exceeded the standard percentage range in the first subsequent year due to the projections remaining flat.

Explanation:
Other Local Revenue
(linked from 6B
if NOT met)

2020-21 - The Other Local Revenue change exceeded the standard percentage range due to the addition of rental income along with increased special education funding.

1b. STANDARD NOT MET - Projected total operating expenditures have changed by more than the standard in one or more of the budget or two subsequent fiscal years. Reasons for the projected change, descriptions of the methods and assumptions used in the projections, and what changes, if any, will be made to bring the projected operating expenditures within the standard must be entered in Section 6A above and will also display in the explanation box below.

Explanation:
Books and Supplies
(linked from 6B
if NOT met)

2020-21- The books and supplies expenditures increased in the budget year due to the CARES Act funding projected to be spent on additional custodial supplies.
2021-22- The Books and Supplies expense change exceeded the standard percentage range in the first subsequent year due to the elimination of the one-time custodial supply expense.

Explanation:
Services and Other Exps
(linked from 6B
if NOT met)

2020-21 - The change in Services and Other Operating Expenditures exceeded the standard percentage range in the budget year due to the removal Behavior Support Assistant contracts, switching CSI funds to be used for salaries instead of contracted services, and the elimination of Prop 39 one-time expenditures.

7. CRITERION: Facilities Maintenance

STANDARD: Confirm that the annual contribution for facilities maintenance funding is not less than the amount required pursuant to Education Code Section 17070.75, if applicable, and that the district is providing adequately to preserve the functionality of its facilities for their normal life in accordance with Education Code sections 52060(d)(1) and 17002(d)(1).

Determining the District's Compliance with the Contribution Requirement for EC Section 17070.75 - Ongoing and Major Maintenance/Restricted Maintenance Account (OMMA/RMA)

NOTE: EC Section 17070.75 requires the district to deposit into the account a minimum amount equal to or greater than three percent of the total general fund expenditures and other financing uses for that fiscal year.

DATA ENTRY: Click the appropriate Yes or No button for special education local plan area (SELPA) administrative units (AUs); all other data are extracted or calculated. If standard is not met, enter an X in the appropriate box and enter an explanation, if applicable.

1. a. For districts that are the AU of a SELPA, do you choose to exclude revenues that are passed through to participating members of the SELPA from the OMMA/RMA required minimum contribution calculation? [ ]

   b. Pass-through revenues and apportionments that may be excluded from the OMMA/RMA calculation per EC Section 17070.75(b)(2)(D) (Fund 10, resources 3300-3499 and 6500-6540, objects 7211-7213 and 7221-7223) [0.00]

2. Ongoing and Major Maintenance/Restricted Maintenance Account

a. Budgeted Expenditures and Other Financing Uses (Form 01, objects 1000-7999)	1,819,149.00			
b. Plus: Pass-through Revenues and Apportionments (Line 1b, if line 1a is No)		3% Required Minimum Contribution (Line 2c times 3%)	Budgeted Contribution[1] to the Ongoing and Major Maintenance Account	Status
c. Net Budgeted Expenditures and Other Financing Uses	1,819,149.00	54,574.47	22,238.00	Not Met

[1] Fund 01, Resource 8150, Objects 8900-8999

If standard is not met, enter an X in the box that best describes why the minimum required contribution was not made:

	Not applicable (district does not participate in the Leroy F. Greene School Facilities Act of 1998)
X	Exempt (due to district's small size [EC Section 17070.75 (b)(2)(E)])
	Other (explanation must be provided)

Explanation:
(required if NOT met and Other is marked)

8. CRITERION: Deficit Spending

STANDARD: Unrestricted deficit spending (total unrestricted expenditures and other financing uses is greater than total unrestricted revenues and other financing sources) as a percentage of total unrestricted expenditures and other financing uses, has not exceeded one-third of the district's available reserves[1] as a percentage of total expenditures and other financing uses[2] in two out of three prior fiscal years.

8A. Calculating the District's Deficit Spending Standard Percentage Levels

DATA ENTRY: All data are extracted or calculated.

	Third Prior Year (2017-18)	Second Prior Year (2018-19)	First Prior Year (2019-20)
1. District's Available Reserve Amounts (resources 0000-1999)			
a. Stabilization Arrangements (Funds 01 and 17, Object 9750)	0.00	0.00	0.00
b. Reserve for Economic Uncertainties (Funds 01 and 17, Object 9789)	177,745.23	180,820.91	142,509.91
c. Unassigned/Unappropriated (Funds 01 and 17, Object 9790)	0.00	0.00	0.00
d. Negative General Fund Ending Balances in Restricted Resources (Fund 01, Object 979Z, if negative, for each of resources 2000-9999)	0.00	0.00	(0.16)
e. Available Reserves (Lines 1a through 1d)	177,745.23	180,820.91	142,509.75
2. Expenditures and Other Financing Uses			
a. District's Total Expenditures and Other Financing Uses (Fund 01, objects 1000-7999)	1,692,805.30	1,936,768.80	2,464,063.00
b. Plus: Special Education Pass-through Funds (Fund 10, resources 3300-3499 and 6500-6540, objects 7211-7213 and 7221-7223)			0.00
c. Total Expenditures and Other Financing Uses (Line 2a plus Line 2b)	1,692,805.30	1,936,768.80	2,464,063.00
3. District's Available Reserve Percentage (Line 1e divided by Line 2c)	10.5%	9.3%	5.8%
District's Deficit Spending Standard Percentage Levels (Line 3 times 1/3):	**3.5%**	**3.1%**	**1.9%**

[1]Available reserves are the unrestricted amounts in the Stabilization Arrangement, Reserve for Economic Uncertainties, and Unassigned/Unappropriated accounts in the General Fund and the Special Reserve Fund for Other Than Capital Outlay Projects. Available reserves will be reduced by any negative ending balances in restricted resources in the General Fund.

[2]A school district that is the Administrative Unit of a Special Education Local Plan Area (SELPA) may exclude from its expenditures the distribution of funds to its participating members.

8B. Calculating the District's Deficit Spending Percentages

DATA ENTRY: All data are extracted or calculated.

Fiscal Year	Net Change in Unrestricted Fund Balance (Form 01, Section E)	Total Unrestricted Expenditures and Other Financing Uses (Form 01, Objects 1000-7999)	Deficit Spending Level (If Net Change in Unrestricted Fund Balance is negative, else N/A)	Status
Third Prior Year (2017-18)	39,387.74	1,052,408.00	N/A	Met
Second Prior Year (2018-19)	484,542.61	1,118,037.50	N/A	Met
First Prior Year (2019-20)	(583,022.00)	1,262,115.00	46.2%	Not Met
Budget Year (2020-21) (Information only)	10,946.00	933,837.00		

8C. Comparison of District Deficit Spending to the Standard

DATA ENTRY: Enter an explanation if the standard is not met.

1a. STANDARD MET - Unrestricted deficit spending, if any, has not exceeded the standard percentage level in two or more of the three prior years.

Explanation:
(required if NOT met)

9. CRITERION: Fund Balance

STANDARD: Budgeted beginning unrestricted general fund balance has not been overestimated for two out of three prior fiscal years by more than the following percentage levels:

Percentage Level [1]	District ADA		
1.7%	0	to	300
1.3%	301	to	1,000
1.0%	1,001	to	30,000
0.7%	30,001	to	400,000
0.3%	400,001	and	over

[1] Percentage levels equate to a rate of deficit spending which would eliminate recommended reserves for economic uncertainties over a three year period.

District Estimated P-2 ADA (Form A, Lines A6 and C4): 90

District's Fund Balance Standard Percentage Level: 1.7%

9A. Calculating the District's Unrestricted General Fund Beginning Balance Percentages

DATA ENTRY: Enter data in the Original Budget column for the First, Second, and Third Prior Years; all other data are extracted or calculated.

Fiscal Year	Unrestricted General Fund Beginning Balance [2] (Form 01, Line F1e, Unrestricted Column) Original Budget	Estimated/Unaudited Actuals	Beginning Fund Balance Variance Level (If overestimated, else N/A)	Status
Third Prior Year (2017-18)	134,461.26	148,456.91	N/A	Met
Second Prior Year (2018-19)	186,428.91	187,844.65	N/A	Met
First Prior Year (2019-20)	269,927.65	672,387.26	N/A	Met
Budget Year (2020-21) (Information only)	89,365.26			

[2] Adjusted beginning balance, including audit adjustments and other restatements (objects 9791-9795)

9B. Comparison of District Unrestricted Beginning Fund Balance to the Standard

DATA ENTRY: Enter an explanation if the standard is not met.

1a. STANDARD MET - Unrestricted general fund beginning fund balance has not been overestimated by more than the standard percentage level for two or more of the previous three years.

Explanation:
(required if NOT met)

10. CRITERION: Reserves

STANDARD: Available reserves[1] for any of the budget year or two subsequent fiscal years are not less than the following percentages or amounts[2] as applied to total expenditures and other financing uses[3]:

DATA ENTRY: Budget Year data are extracted. If Form MYP exists, 1st and 2nd Subsequent Year data will be extracted. If not, enter district regular ADA and charter school ADA corresponding to financial data reported in the General Fund, only, for the two subsequent years.

Percentage Level	District ADA		
5% or $71,000 (greater of)	0	to	300
4% or $71,000 (greater of)	301	to	1,000
3%	1,001	to	30,000
2%	30,001	to	400,000
1%	400,001	and	over

[1] Available reserves are the unrestricted amounts in the Stabilization Arrangements, Reserve for Economic Uncertainties, and Unassigned/Unappropriated accounts in the General Fund and the Special Reserve Fund for Other Than Capital Outlay Projects. Available reserves will be reduced by any negative ending balances in restricted resources in the General Fund.

[2] Dollar amounts to be adjusted annually by the prior year statutory cost-of-living adjustment (Education Code Section 42238), rounded to the nearest thousand.

[3] A school district that is the Administrative Unit (AU) of a Special Education Local Plan Area (SELPA) may exclude from its expenditures the distribution of funds to its participating members.

	Budget Year (2020-21)	1st Subsequent Year (2021-22)	2nd Subsequent Year (2022-23)
District Estimated P-2 ADA (Budget Year, Form A, Lines A4 and C4. Subsequent Years, Form MYP, Line F2, if available.)	89	89	89
District's Reserve Standard Percentage Level:	5%	5%	5%

10A. Calculating the District's Special Education Pass-through Exclusions (only for districts that serve as the AU of a SELPA)

DATA ENTRY: For SELPA AUs, if Form MYP exists, all data will be extracted including the Yes/No button selection. If not, click the appropriate Yes or No button for item 1 and, if Yes, enter data for item 2a and for the two subsequent years in item 2b; Budget Year data are extracted.

For districts that serve as the AU of a SELPA (Form MYP, Lines F1a, F1b1, and F1b2):

1. Do you choose to exclude from the reserve calculation the pass-through funds distributed to SELPA members?
2. If you are the SELPA AU and are excluding special education pass-through funds:
   a. Enter the name(s) of the SELPA(s): _____

	Budget Year (2020-21)	1st Subsequent Year (2021-22)	2nd Subsequent Year (2022-23)
b. Special Education Pass-through Funds (Fund 10, resources 3300-3499 and 6500-6540, objects 7211-7213 and 7221-7223)	0.00		

10B. Calculating the District's Reserve Standard

DATA ENTRY: If Form MYP exists, 1st and 2nd Subsequent Year data for lines 1 and 2 will be extracted; if not, enter data for the two subsequent years. All other data are extracted or calculated.

	Budget Year (2020-21)	1st Subsequent Year (2021-22)	2nd Subsequent Year (2022-23)
1. Expenditures and Other Financing Uses (Fund 01, objects 1000-7999) (Form MYP, Line B11)	1,819,149.00	1,707,095.00	1,722,018.00
2. Plus: Special Education Pass-through (Criterion 10A, Line 2b, if Criterion 10A, Line 1 is No)			
3. Total Expenditures and Other Financing Uses (Line B1 plus Line B2)	1,819,149.00	1,707,095.00	1,722,018.00
4. Reserve Standard Percentage Level	5%	5%	5%
5. Reserve Standard - by Percent (Line B3 times Line B4)	90,957.45	85,354.75	86,100.90
6. Reserve Standard - by Amount ($71,000 for districts with 0 to 1,000 ADA, else 0)	71,000.00	71,000.00	71,000.00
7. **District's Reserve Standard (Greater of Line B5 or Line B6)**	**90,957.45**	**85,354.75**	**86,100.90**

10C. Calculating the District's Budgeted Reserve Amount

DATA ENTRY: If Form MYP exists, 1st and 2nd Subsequent Year data for lines 1 through 7 will be extracted; if not, enter data for the two subsequent years. All other data are extracted or calculated.

Reserve Amounts (Unrestricted resources 0000-1999 except Line 4):	Budget Year (2020-21)	1st Subsequent Year (2021-22)	2nd Subsequent Year (2022-23)
1. General Fund - Stabilization Arrangements (Fund 01, Object 9750) (Form MYP, Line E1a)	0.00		
2. General Fund - Reserve for Economic Uncertainties (Fund 01, Object 9789) (Form MYP, Line E1b)	0.00	0.00	0.00
3. General Fund - Unassigned/Unappropriated Amount (Fund 01, Object 9790) (Form MYP, Line E1c)	0.00		
4. General Fund - Negative Ending Balances in Restricted Resources (Fund 01, Object 979Z, if negative, for each of resources 2000-9999) (Form MYP, Line E1d)	(0.16)		
5. Special Reserve Fund - Stabilization Arrangements (Fund 17, Object 9750) (Form MYP, Line E2a)	0.00		
6. Special Reserve Fund - Reserve for Economic Uncertainties (Fund 17, Object 9789) (Form MYP, Line E2b)	130,994.91	112,895.91	84,626.91
7. Special Reserve Fund - Unassigned/Unappropriated Amount (Fund 17, Object 9790) (Form MYP, Line E2c)	0.00		
8. District's Budgeted Reserve Amount (Lines C1 thru C7)	130,994.75	112,895.91	84,626.91
9. District's Budgeted Reserve Percentage (Information only) (Line 8 divided by Section 10B, Line 3)	7.20%	6.61%	4.91%
District's Reserve Standard (Section 10B, Line 7):	**90,957.45**	**85,354.75**	**86,100.90**
Status:	Met	Met	Not Met

10D. Comparison of District Reserve Amount to the Standard

DATA ENTRY: Enter an explanation if the standard is not met.

1a. STANDARD NOT MET - Projected available reserves are below the standard in one or more of the budget or two subsequent fiscal years. Provide reasons for reserves falling below the standard and what plans and actions are anticipated to be taken to increase reserves to, or above, the standard.

Explanation:
(required if NOT met)

2022-23- Due to the projected decrease in LCFF funding, the District has dropped below their minimum reserve amount in the second subsequent year. The Administration is developing plans to reduce expenditures.

SUPPLEMENTAL INFORMATION

DATA ENTRY: Click the appropriate Yes or No button for items S1 through S4. Enter an explanation for each Yes answer.

S1. Contingent Liabilities

1a. Does your district have any known or contingent liabilities (e.g., financial or program audits, litigation, state compliance reviews) that may impact the budget? No

1b. If Yes, identify the liabilities and how they may impact the budget:

S2. Use of One-time Revenues for Ongoing Expenditures

1a. Does your district have ongoing general fund expenditures in the budget in excess of one percent of the total general fund expenditures that are funded with one-time resources? No

1b. If Yes, identify the expenditures and explain how the one-time resources will be replaced to continue funding the ongoing expenditures in the following fiscal years:

S3. Use of Ongoing Revenues for One-time Expenditures

1a. Does your district have large non-recurring general fund expenditures that are funded with ongoing general fund revenues? No

1b. If Yes, identify the expenditures:

S4. Contingent Revenues

1a. Does your district have projected revenues for the budget year or either of the two subsequent fiscal years contingent on reauthorization by the local government, special legislation, or other definitive act (e.g., parcel taxes, forest reserves)? No

1b. If Yes, identify any of these revenues that are dedicated for ongoing expenses and explain how the revenues will be replaced or expenditures reduced:

S5. Contributions

Identify projected contributions from unrestricted resources in the general fund to restricted resources in the general fund for the budget year and two subsequent fiscal years. Provide an explanation if contributions have changed from the prior fiscal year amounts by more than $20,000 and more than ten percent. Explanation should include whether contributions are ongoing or one-time in nature.

Identify projected transfers to or from the general fund to cover operating deficits in either the general fund or any other fund for the budget year and two subsequent fiscal years. Provide an explanation if transfers have changed from the prior fiscal year amounts by more than $20,000 and more than ten percent. Explanation should include whether transfers are ongoing or one-time in nature.

Estimate the impact of any capital projects on the general fund operational budget.

District's Contributions and Transfers Standard: **-10.0% to +10.0% or -$20,000 to +$20,000**

S5A. Identification of the District's Projected Contributions, Transfers, and Capital Projects that may Impact the General Fund

DATA ENTRY: If Form MYP exists, the data will be extracted for the 1st and 2nd Subsequent Years. If Form MYP does not exist, enter data in the 1st and 2nd Subsequent Years. Click the appropriate button for Item 1d. All other data are extracted or calculated.

Description / Fiscal Year	Projection	Amount of Change	Percent Change	Status
1a. Contributions, Unrestricted General Fund (Fund 01, Resources 0000-1999, Object 8980)				
First Prior Year (2019-20)	(476,292.00)			
Budget Year (2020-21)	(265,146.00)	(211,146.00)	-44.3%	Not Met
1st Subsequent Year (2021-22)	(265,146.00)	0.00	0.0%	Met
2nd Subsequent Year (2022-23)	(265,146.00)	0.00	0.0%	Met
1b. Transfers In, General Fund *				
First Prior Year (2019-20)	41,511.00			
Budget Year (2020-21)	14,715.00	(26,796.00)	-64.6%	Not Met
1st Subsequent Year (2021-22)	21,299.00	6,584.00	44.7%	Met
2nd Subsequent Year (2022-23)	31,469.00	10,170.00	47.7%	Met
1c. Transfers Out, General Fund *				
First Prior Year (2019-20)	77,147.00			
Budget Year (2020-21)	36,116.00	(41,031.00)	-53.2%	Not Met
1st Subsequent Year (2021-22)	5,422.00	(30,694.00)	-85.0%	Not Met
2nd Subsequent Year (2022-23)	5,422.00	0.00	0.0%	Met

1d. **Impact of Capital Projects**
Do you have any capital projects that may impact the general fund operational budget? No

* Include transfers used to cover operating deficits in either the general fund or any other fund.

S5B. Status of the District's Projected Contributions, Transfers, and Capital Projects

DATA ENTRY: Enter an explanation if Not Met for items 1a-1c or if Yes for item 1d.

1a. NOT MET - The projected contributions from the unrestricted general fund to restricted general fund programs have changed by more than the standard for one or more of the budget or subsequent two fiscal years. Identify restricted programs and amount of contribution for each program and whether contributions are ongoing or one-time in nature. Explain the district's plan, with timeframes, for reducing or eliminating the contribution.

Explanation:
(required if NOT met)

2020-21- The decrease to the contributions from the unrestricted general fund is due to a decrease in special education expenditures which reduced the contribution to special education.

1b. NOT MET - The projected transfers in to the general fund have changed by more than the standard for one or more of the budget or subsequent two fiscal years. Identify the amount(s) transferred, by fund, and whether transfers are ongoing or one-time in nature. If ongoing, explain the district's plan, with timelines, for reducing or eliminating the transfers.

Explanation:
(required if NOT met)

2020-21 - The decrease in transfers in to the General fund has decreased in the budget year due to a reduction in projected salary expenditures.

1c. NOT MET - The projected transfers out of the general fund have changed by more than the standard for one or more of the budget or subsequent two fiscal years. Identify the amount(s) transferred, by fund, and whether transfers are ongoing or one-time in nature. If ongoing, explain the district's plan, with timeframes, for reducing or eliminating the transfers.

Explanation:
(required if NOT met)

2020-21 - The decrease in transfers out of the general fund in the budget year is due to a projected decrease in cafeteria positions which reduced the amount needed to be transferred into the Cafeteria fund.
2021-22 - The decrease in transfers out of the general fund in the first subsequent year is due to an additional projected decrease in cafeteria positions which reduced the amount needed to be transferred into the Cafeteria fund.

1d. NO - There are no capital projects that may impact the general fund operational budget.

Project Information:
(required if YES)

S6. Long-term Commitments

Identify all existing and new multiyear commitments[1] and their annual required payments for the budget year and two subsequent fiscal years.

Explain how any increase in annual payments will be funded. Also explain how any decrease to funding sources used to pay long-term commitments will be replaced.

[1] Include multiyear commitments, multiyear debt agreements, and new programs or contracts that result in long-term obligations.

S6A. Identification of the District's Long-term Commitments

DATA ENTRY: Click the appropriate button in item 1 and enter data in all columns of item 2 for applicable long-term commitments; there are no extractions in this section.

1. Does your district have long-term (multiyear) commitments? (If No, skip item 2 and Sections S6B and S6C) — No

2. If Yes to item 1, list all new and existing multiyear commitments and required annual debt service amounts. Do not include long-term commitments for postemployment benefits other than pensions (OPEB); OPEB is disclosed in item S7A.

Type of Commitment	# of Years Remaining	SACS Fund and Object Codes Used For: Funding Sources (Revenues)	Debt Service (Expenditures)	Principal Balance as of July 1, 2020
Capital Leases				
Certificates of Participation				
General Obligation Bonds				
Supp Early Retirement Program				
State School Building Loans				
Compensated Absences				
Other Long-term Commitments (do not include OPEB):				
TOTAL:				0

Type of Commitment (continued)	Prior Year (2019-20) Annual Payment (P & I)	Budget Year (2020-21) Annual Payment (P & I)	1st Subsequent Year (2021-22) Annual Payment (P & I)	2nd Subsequent Year (2022-23) Annual Payment (P & I)
Capital Leases				
Certificates of Participation				
General Obligation Bonds				
Supp Early Retirement Program				
State School Building Loans				
Compensated Absences				
Other Long-term Commitments (continued):				
Total Annual Payments:	0	0	0	0
Has total annual payment increased over prior year (2019-20)?		**No**	**No**	**No**

S6B. Comparison of the District's Annual Payments to Prior Year Annual Payment

DATA ENTRY: Enter an explanation if Yes.

1a. No - Annual payments for long-term commitments have not increased in one or more of the budget and two subsequent fiscal years.

Explanation:
(required if Yes to increase in total annual payments)

S6C. Identification of Decreases to Funding Sources Used to Pay Long-term Commitments

DATA ENTRY: Click the appropriate Yes or No button in item 1; if Yes, an explanation is required in item 2.

1. Will funding sources used to pay long-term commitments decrease or expire prior to the end of the commitment period, or are they one-time sources?

n/a

2. No - Funding sources will not decrease or expire prior to the end of the commitment period, and one-time funds are not being used for long-term commitment annual payments.

Explanation:
(required if Yes)

S7. Unfunded Liabilities

Estimate the unfunded liability for postemployment benefits other than pensions (OPEB) based on an actuarial valuation, if required, or other method; identify or estimate the actuarially determined contribution (if available); and indicate how the obligation is funded (pay-as-you-go, amortized over a specific period, etc.).

Estimate the unfunded liability for self-insurance programs such as workers' compensation based on an actuarial valuation, if required, or other method; identify or estimate the required contribution; and indicate how the obligation is funded (level of risk retained, funding approach, etc.).

S7A. Identification of the District's Estimated Unfunded Liability for Postemployment Benefits Other than Pensions (OPEB)

DATA ENTRY: Click the appropriate button in item 1 and enter data in all other applicable items; there are no extractions in this section except the budget year data on line 5b.

1. Does your district provide postemployment benefits other than pensions (OPEB)? (If No, skip items 2-5) — Yes

2. For the district's OPEB:
   a. Are they lifetime benefits? — No
   b. Do benefits continue past age 65? — No
   c. Describe any other characteristics of the district's OPEB program including eligibility criteria and amounts, if any, that retirees are required to contribute toward their own benefits:

3. a. Are OPEB financed on a pay-as-you-go, actuarial cost, or other method? — Pay-as-you-go
   b. Indicate any accumulated amounts earmarked for OPEB in a self-insurance or governmental fund

Self-Insurance Fund	Governmental Fund

4. OPEB Liabilities

Data must be entered.

a. Total OPEB liability	
b. OPEB plan(s) fiduciary net position (if applicable)	
c. Total/Net OPEB liability (Line 4a minus Line 4b)	0.00
d. Is total OPEB liability based on the district's estimate or an actuarial valuation?	
e. If based on an actuarial valuation, indicate the measurement date of the OPEB valuation	

5. OPEB Contributions

	Budget Year (2020-21)	1st Subsequent Year (2021-22)	2nd Subsequent Year (2022-23)
a. OPEB actuarially determined contribution (ADC), if available, per actuarial valuation or Alternative Measurement Method	0.00	0.00	0.00
b. OPEB amount contributed (for this purpose, include premiums paid to a self-insurance fund) (funds 01-70, objects 3701-3752)	6,600.00	6,600.00	6,600.00
c. Cost of OPEB benefits (equivalent of "pay-as-you-go" amount)	6,600.00	6,600.00	6,600.00
d. Number of retirees receiving OPEB benefits	1	1	1

S7B. Identification of the District's Unfunded Liability for Self-Insurance Programs

DATA ENTRY: Click the appropriate button in item 1 and enter data in all other applicable items; there are no extractions in this section.

1. Does your district operate any self-insurance programs such as workers' compensation, employee health and welfare, or property and liability? (Do not include OPEB, which is covered in Section S7A) (If No, skip items 2-4) — No

2. Describe each self-insurance program operated by the district, including details for each such as level of risk retained, funding approach, basis for valuation (district's estimate or actuarial), and date of the valuation:

3. Self-Insurance Liabilities
   a. Accrued liability for self-insurance programs
   b. Unfunded liability for self-insurance programs

4. Self-Insurance Contributions

	Budget Year (2020-21)	1st Subsequent Year (2021-22)	2nd Subsequent Year (2022-23)
a. Required contribution (funding) for self-insurance programs			
b. Amount contributed (funded) for self-insurance programs			

S8. Status of Labor Agreements

Analyze the status of all employee labor agreements. Identify new labor agreements, as well as new commitments provided as part of previously ratified multiyear agreements; and include all contracts, including all administrator contracts (and including all compensation). For new agreements, indicate the date of the required board meeting. Compare the increase in new commitments to the projected increase in ongoing revenues, and explain how these commitments will be funded in future fiscal years.

If salary and benefit negotiations are not finalized at budget adoption, upon settlement with certificated or classified staff:
The school district must determine the cost of the settlement, including salaries, benefits, and any other agreements that change costs, and provide the county office of education (COE) with an analysis of the cost of the settlement and its impact on the operating budget.

The county superintendent shall review the analysis relative to the criteria and standards, and may provide written comments to the president of the district governing board and superintendent.

S8A. Cost Analysis of District's Labor Agreements - Certificated (Non-management) Employees

DATA ENTRY: Enter all applicable data items; there are no extractions in this section.

	Prior Year (2nd Interim) (2019-20)	Budget Year (2020-21)	1st Subsequent Year (2021-22)	2nd Subsequent Year (2022-23)
Number of certificated (non-management) full-time-equivalent (FTE) positions	8.5	8.2	7.2	7.2

Certificated (Non-management) Salary and Benefit Negotiations

1. Are salary and benefit negotiations settled for the budget year? No

If Yes, and the corresponding public disclosure documents have been filed with the COE, complete questions 2 and 3.

If Yes, and the corresponding public disclosure documents have not been filed with the COE, complete questions 2-5.

If No, identify the unsettled negotiations including any prior year unsettled negotiations and then complete questions 6 and 7.

'egotiations Settled

2a. Per Government Code Section 3547.5(a), date of public disclosure board meeting:

2b. Per Government Code Section 3547.5(b), was the agreement certified by the district superintendent and chief business official?
If Yes, date of Superintendent and CBO certification:

3. Per Government Code Section 3547.5(c), was a budget revision adopted to meet the costs of the agreement?
If Yes, date of budget revision board adoption:

4. Period covered by the agreement: Begin Date: End Date:

5. Salary settlement:

	Budget Year (2020-21)	1st Subsequent Year (2021-22)	2nd Subsequent Year (2022-23)
Is the cost of salary settlement included in the budget and multiyear projections (MYPs)?			
One Year Agreement			
Total cost of salary settlement			
% change in salary schedule from prior year			
or			
Multiyear Agreement			
Total cost of salary settlement			
% change in salary schedule from prior year (may enter text, such as "Reopener")			

Identify the source of funding that will be used to support multiyear salary commitments:

Negotiations Not Settled

6. Cost of a one percent increase in salary and statutory benefits: 5,046

	Budget Year (2020-21)	1st Subsequent Year (2021-22)	2nd Subsequent Year (2022-23)
7. Amount included for any tentative salary schedule increases	0	0	0

Certificated (Non-management) Health and Welfare (H&W) Benefits

	Budget Year (2020-21)	1st Subsequent Year (2021-22)	2nd Subsequent Year (2022-23)
1. Are costs of H&W benefit changes included in the budget and MYPs?	Yes	Yes	Yes
2. Total cost of H&W benefits	95,137	82,175	82,175
3. Percent of H&W cost paid by employer	59.0%	55.2%	51.5%
4. Percent projected change in H&W cost over prior year	10.5%	7.0%	7.0%

Certificated (Non-management) Prior Year Settlements

Are any new costs from prior year settlements included in the budget? No

If Yes, amount of new costs included in the budget and MYPs	0	0	0

If Yes, explain the nature of the new costs:

Certificated (Non-management) Step and Column Adjustments

	Budget Year (2020-21)	1st Subsequent Year (2021-22)	2nd Subsequent Year (2022-23)
1. Are step & column adjustments included in the budget and MYPs?	Yes	Yes	Yes
2. Cost of step & column adjustments	12,079	8,283	8,448
3. Percent change in step & column over prior year	148.2%	-31.4%	2.0%

Certificated (Non-management) Attrition (layoffs and retirements)

	Budget Year (2020-21)	1st Subsequent Year (2021-22)	2nd Subsequent Year (2022-23)
1. Are savings from attrition included in the budget and MYPs?	Yes	Yes	No
2. Are additional H&W benefits for those laid-off or retired employees included in the budget and MYPs?	No	No	No

Certificated (Non-management) - Other

List other significant contract changes and the cost impact of each change (i.e., class size, hours of employment, leave of absence, bonuses, etc.):

S8B. Cost Analysis of District's Labor Agreements - Classified (Non-management) Employees

DATA ENTRY: Enter all applicable data items; there are no extractions in this section.

	Prior Year (2nd Interim) (2019-20)	Budget Year (2020-21)	1st Subsequent Year (2021-22)	2nd Subsequent Year (2022-23)
Number of classified (non-management) FTE positions	13.7	10.5	10.1	9.6

Classified (Non-management) Salary and Benefit Negotiations

1. Are salary and benefit negotiations settled for the budget year? No

If Yes, and the corresponding public disclosure documents have been filed with the COE, complete questions 2 and 3.

If Yes, and the corresponding public disclosure documents have not been filed with the COE, complete questions 2-5.

If No, identify the unsettled negotiations including any prior year unsettled negotiations and then complete questions 6 and 7.

Negotiations Settled

2a. Per Government Code Section 3547.5(a), date of public disclosure board meeting:

2b. Per Government Code Section 3547.5(b), was the agreement certified by the district superintendent and chief business official?

If Yes, date of Superintendent and CBO certification:

3. Per Government Code Section 3547.5(c), was a budget revision adopted to meet the costs of the agreement?

If Yes, date of budget revision board adoption:

4. Period covered by the agreement: Begin Date: End Date:

5. Salary settlement:

	Budget Year (2020-21)	1st Subsequent Year (2021-22)	2nd Subsequent Year (2022-23)
Is the cost of salary settlement included in the budget and multiyear projections (MYPs)?			
One Year Agreement			
Total cost of salary settlement			
% change in salary schedule from prior year			
or			
Multiyear Agreement			
Total cost of salary settlement			
% change in salary schedule from prior year (may enter text, such as "Reopener")			

Identify the source of funding that will be used to support multiyear salary commitments:

Negotiations Not Settled

6. Cost of a one percent increase in salary and statutory benefits 4,125

	Budget Year (2020-21)	1st Subsequent Year (2021-22)	2nd Subsequent Year (2022-23)
7. Amount included for any tentative salary schedule increases	0	0	0

Classified (Non-management) Health and Welfare (H&W) Benefits

	Budget Year (2020-21)	1st Subsequent Year (2021-22)	2nd Subsequent Year (2022-23)
1. Are costs of H&W benefit changes included in the budget and MYPs?	Yes	Yes	Yes
2. Total cost of H&W benefits	30,474	30,474	30,474
3. Percent of H&W cost paid by employer	59.0%	55.2%	51.5%
4. Percent projected change in H&W cost over prior year	10.5%	7.0%	7.0%

Classified (Non-management) Prior Year Settlements

Are any new costs from prior year settlements included in the budget? No

If Yes, amount of new costs included in the budget and MYPs 0 | 0 | 0

If Yes, explain the nature of the new costs:

Classified (Non-management) Step and Column Adjustments

	Budget Year (2020-21)	1st Subsequent Year (2021-22)	2nd Subsequent Year (2022-23)
1. Are step & column adjustments included in the budget and MYPs?	Yes	Yes	Yes
2. Cost of step & column adjustments	6,825	6,536	6,667
3. Percent change in step & column over prior year	-4.8%	-4.2%	2.0%

Classified (Non-management) Attrition (layoffs and retirements)

	Budget Year (2020-21)	1st Subsequent Year (2021-22)	2nd Subsequent Year (2022-23)
1. Are savings from attrition included in the budget and MYPs?	Yes	No	Yes
2. Are additional H&W benefits for those laid-off or retired employees included in the budget and MYPs?	No	No	No

Classified (Non-management) - Other

List other significant contract changes and the cost impact of each change (i.e., hours of employment, leave of absence, bonuses, etc.):

S8C. Cost Analysis of District's Labor Agreements - Management/Supervisor/Confidential Employees

DATA ENTRY: Enter all applicable data items; there are no extractions in this section.

	Prior Year (2nd Interim) (2019-20)	Budget Year (2020-21)	1st Subsequent Year (2021-22)	2nd Subsequent Year (2022-23)
Number of management, supervisor, and confidential FTE positions	1.0	1.0	1.0	1.0

Management/Supervisor/Confidential
Salary and Benefit Negotiations

1. Are salary and benefit negotiations settled for the budget year? No

If Yes, complete question 2.

If No, identify the unsettled negotiations including any prior year unsettled negotiations and then complete questions 3 and 4.

If n/a, skip the remainder of Section S8C.

Negotiations Settled

2. Salary settlement:

	Budget Year (2020-21)	1st Subsequent Year (2021-22)	2nd Subsequent Year (2022-23)
Is the cost of salary settlement included in the budget and multiyear projections (MYPs)?			
Total cost of salary settlement			
% change in salary schedule from prior year (may enter text, such as "Reopener")			

Negotiations Not Settled

3. Cost of a one percent increase in salary and statutory benefits: 970

	Budget Year (2020-21)	1st Subsequent Year (2021-22)	2nd Subsequent Year (2022-23)
4. Amount included for any tentative salary schedule increases			

Management/Supervisor/Confidential
Health and Welfare (H&W) Benefits

	Budget Year (2020-21)	1st Subsequent Year (2021-22)	2nd Subsequent Year (2022-23)
1. Are costs of H&W benefit changes included in the budget and MYPs?	Yes	Yes	Yes
2. Total cost of H&W benefits	24,101	25,788	27,593
3. Percent of H&W cost paid by employer	100.0%	100.0%	100.0%
4. Percent projected change in H&W cost over prior year	10.5%	7.0%	7.0%

Management/Supervisor/Confidential
Step and Column Adjustments

	Budget Year (2020-21)	1st Subsequent Year (2021-22)	2nd Subsequent Year (2022-23)
1. Are step & column adjustments included in the budget and MYPs?	No	No	No
2. Cost of step and column adjustments	0	0	0
3. Percent change in step & column over prior year	0.0%	0.0%	0.0%

Management/Supervisor/Confidential
Other Benefits (mileage, bonuses, etc.)

	Budget Year (2020-21)	1st Subsequent Year (2021-22)	2nd Subsequent Year (2022-23)
1. Are costs of other benefits included in the budget and MYPs?	No	No	No
2. Total cost of other benefits	0	0	0
3. Percent change in cost of other benefits over prior year	0.0%	0.0%	0.0%

S9. Local Control and Accountability Plan (LCAP)

Confirm that the school district's governing board has adopted an LCAP or an update to the LCAP effective for the budget year.

DATA ENTRY: Click the appropriate Yes or No button in item 1, and enter the date in item 2.

1. Did or will the school district's governing board adopt an LCAP or an update to the LCAP effective for the budget year?	Yes
2. Adoption date of the LCAP or an update to the LCAP.	Not Applicable

S10. LCAP Expenditures

Confirm that the school district's budget includes the expenditures necessary to implement the LCAP or annual update to the LCAP.

DATA ENTRY: Click the appropriate Yes or No button.

Does the school district's budget include the expenditures necessary to implement the LCAP or annual update to the LCAP as described in the Local Control and Accountability Plan and Annual Update Template?	No

ADDITIONAL FISCAL INDICATORS

The following fiscal indicators are designed to provide additional data for reviewing agencies. A "Yes" answer to any single indicator does not necessarily suggest a cause for concern, but may alert the reviewing agency to the need for additional review.

DATA ENTRY: Click the appropriate Yes or No button for items A1 through A9 except item A3, which is automatically completed based on data in Criterion 2.

A1.	Do cash flow projections show that the district will end the budget year with a negative cash balance in the general fund?	No
A2.	Is the system of personnel position control independent from the payroll system?	No
A3.	Is enrollment decreasing in both the prior fiscal year and budget year? (Data from the enrollment budget column and actual column of Criterion 2A are used to determine Yes or No)	No
A4.	Are new charter schools operating in district boundaries that impact the district's enrollment, either in the prior fiscal year or budget year?	No
A5.	Has the district entered into a bargaining agreement where any of the budget or subsequent years of the agreement would result in salary increases that are expected to exceed the projected state funded cost-of-living adjustment?	No
A6.	Does the district provide uncapped (100% employer paid) health benefits for current or retired employees?	No
A7.	Is the district's financial system independent of the county office system?	No
A8.	Does the district have any reports that indicate fiscal distress pursuant to Education Code Section 42127.6(a)? (If Yes, provide copies to the county office of education)	No
A9.	Have there been personnel changes in the superintendent or chief business official positions within the last 12 months?	No

When providing comments for additional fiscal indicators, please include the item number applicable to each comment.

Comments:
(optional)

End of School District Budget Criteria and Standards Review

Description	Resource Codes	Object Codes	2019-20 Estimated Actuals Unrestricted (A)	Restricted (B)	Total Fund col. A + B (C)	2020-21 Budget Unrestricted (D)	Restricted (E)	Total Fund col. D + E (F)	% Diff Column C & F
REVENUES									
1) LCFF Sources		8010-8099	1,263,479.00	0.00	1,263,479.00	1,004,295.00	0.00	1,004,295.00	-20.5%
2) Federal Revenue		8100-8299	(232,164.00)	281,418.00	49,254.00	148,137.00	326,130.00	474,267.00	862.9%
3) Other State Revenue		8300-8599	54,559.00	123,803.00	178,362.00	17,894.00	121,636.00	139,530.00	-21.8%
4) Other Local Revenue		8600-8799	28,000.00	156,026.00	184,026.00	24,888.00	172,365.00	197,253.00	7.2%
5) TOTAL, REVENUES			1,113,874.00	561,247.00	1,675,121.00	1,195,214.00	620,131.00	1,815,345.00	8.4%
B. EXPENDITURES									
1) Certificated Salaries		1000-1999	324,399.00	186,229.00	510,628.00	290,859.00	218,466.00	509,325.00	-0.3%
2) Classified Salaries		2000-2999	283,373.00	171,355.00	454,728.00	132,838.00	200,773.00	333,611.00	-26.6%
3) Employee Benefits		3000-3999	272,494.00	177,860.00	450,354.00	191,107.00	190,693.00	381,800.00	-15.2%
4) Books and Supplies		4000-4999	44,377.00	20,396.00	64,773.00	38,694.00	37,074.00	75,768.00	17.0%
5) Services and Other Operating Expenditures		5000-5999	255,777.00	549,866.00	805,643.00	237,013.00	144,947.00	381,960.00	-52.6%
6) Capital Outlay		6000-6999	0.00	0.00	0.00	0.00	0.00	0.00	0.0%
7) Other Outgo (excluding Transfers of Indirect Costs)		7100-7299 7400-7499	13,500.00	87,290.00	100,790.00	13,500.00	87,069.00	100,569.00	-0.2%
8) Other Outgo - Transfers of Indirect Costs		7300-7399	(8,952.00)	8,952.00	0.00	(6,290.00)	6,290.00	0.00	0.0%
9) TOTAL, EXPENDITURES			1,184,968.00	1,201,948.00	2,386,916.00	897,721.00	885,312.00	1,783,033.00	-25.3%
C. EXCESS (DEFICIENCY) OF REVENUES OVER EXPENDITURES BEFORE OTHER FINANCING SOURCES AND USES (A5 - B9)			(71,094.00)	(640,701.00)	(711,795.00)	297,493.00	(265,181.00)	32,312.00	-104.5%
D. OTHER FINANCING SOURCES/USES									
1) Interfund Transfers									
a) Transfers In		8900-8929	41,511.00	0.00	41,511.00	14,715.00	0.00	14,715.00	-64.6%
b) Transfers Out		7600-7629	77,147.00	0.00	77,147.00	36,116.00	0.00	36,116.00	-53.2%
2) Other Sources/Uses									
a) Sources		8930-8979	0.00	0.00	0.00	0.00	0.00	0.00	0.0%
b) Uses		7630-7699	0.00	0.00	0.00	0.00	0.00	0.00	0.0%
3) Contributions		8980-8999	(476,292.00)	476,292.00	0.00	(265,146.00)	265,146.00	0.00	0.0%
4) TOTAL, OTHER FINANCING SOURCES/USES			(511,928.00)	476,292.00	(35,636.00)	(286,547.00)	265,146.00	(21,401.00)	-39.9%

Description	Resource Codes	Object Codes	2019-20 Estimated Actuals Unrestricted (A)	Restricted (B)	Total Fund col. A + B (C)	2020-21 Budget Unrestricted (D)	Restricted (E)	Total Fund col. D + E (F)	% Diff Column C & F
NET INCREASE (DECREASE) IN FUND BALANCE (C + D4)			(583,022.00)	(164,409.00)	(747,431.00)	10,946.00	(35.00)	10,911.00	-101.5%
F. FUND BALANCE, RESERVES									
1) Beginning Fund Balance									
a) As of July 1 - Unaudited		9791	672,387.26	169,718.26	842,105.52	89,365.26	5,309.26	94,674.52	-88.8%
b) Audit Adjustments		9793	0.00	0.00	0.00	0.00	0.00	0.00	0.0%
c) As of July 1 - Audited (F1a + F1b)			672,387.26	169,718.26	842,105.52	89,365.26	5,309.26	94,674.52	-88.8%
d) Other Restatements		9795	0.00	0.00	0.00	0.00	0.00	0.00	0.0%
e) Adjusted Beginning Balance (F1c + F1d)			672,387.26	169,718.26	842,105.52	89,365.26	5,309.26	94,674.52	-88.8%
2) Ending Balance, June 30 (E + F1e)			89,365.26	5,309.26	94,674.52	100,311.26	5,274.26	105,585.52	11.5%
Components of Ending Fund Balance									
a) Nonspendable									
Revolving Cash		9711	1,000.00	0.00	1,000.00	1,000.00	0.00	1,000.00	0.0%
Stores		9712	0.00	0.00	0.00	0.00	0.00	0.00	0.0%
Prepaid Items		9713	0.00	0.00	0.00	0.00	0.00	0.00	0.0%
All Others		9719	0.00	0.00	0.00	0.00	0.00	0.00	0.0%
b) Restricted		9740	0.00	5,309.42	5,309.42	0.00	5,274.42	5,274.42	-0.7%
c) Committed									
Stabilization Arrangements		9750	0.00	0.00	0.00	0.00	0.00	0.00	0.0%
Other Commitments		9760	0.00	0.00	0.00	0.00	0.00	0.00	0.0%
d) Assigned									
Other Assignments		9780	88,365.26	0.00	88,365.26	99,311.26	0.00	99,311.26	12.4%
Litigation	0000	9780				*92,000.00*		*92,000.00*	
Deferred Maintenance	0000	9780				*109.08*		*109.08*	
State Lottery Revenue	1100	9780				*7,202.18*		*7,202.18*	
Litigation	0000	9780	*80,000.00*		*80,000.00*				
Deferred Maintenance	0000	9780	*109.08*		*109.08*				
State Lottery Revenue	1100	9780	*8,256.18*		*8,256.18*				
e) Unassigned/Unappropriated									
Reserve for Economic Uncertainties		9789	0.00	0.00	0.00	0.00	0.00	0.00	0.0%
Unassigned/Unappropriated Amount		9790	0.00	(0.16)	(0.16)	0.00	(0.16)	(0.16)	0.0%

Description	Resource Codes	Object Codes	2019-20 Estimated Actuals Unrestricted (A)	Restricted (B)	Total Fund col. A + B (C)	2020-21 Budget Unrestricted (D)	Restricted (E)	Total Fund col. D + E (F)	% Diff Column C & F
ASSETS									
1) Cash									
a) in County Treasury		9110	89,365.26	5,309.26	94,674.52				
1) Fair Value Adjustment to Cash in County Treasury		9111	0.00	0.00	0.00				
b) in Banks		9120	0.00	0.00	0.00				
c) in Revolving Cash Account		9130	0.00	0.00	0.00				
d) with Fiscal Agent/Trustee		9135	0.00	0.00	0.00				
e) Collections Awaiting Deposit		9140	0.00	0.00	0.00				
2) Investments		9150	0.00	0.00	0.00				
3) Accounts Receivable		9200	0.00	0.00	0.00				
4) Due from Grantor Government		9290	0.00	0.00	0.00				
5) Due from Other Funds		9310	0.00	0.00	0.00				
6) Stores		9320	0.00	0.00	0.00				
7) Prepaid Expenditures		9330	0.00	0.00	0.00				
8) Other Current Assets		9340	0.00	0.00	0.00				
9) TOTAL, ASSETS			89,365.26	5,309.26	94,674.52				
H. DEFERRED OUTFLOWS OF RESOURCES									
1) Deferred Outflows of Resources		9490	0.00	0.00	0.00				
2) TOTAL, DEFERRED OUTFLOWS			0.00	0.00	0.00				
I. LIABILITIES									
1) Accounts Payable		9500	0.00	0.00	0.00				
2) Due to Grantor Governments		9590	0.00	0.00	0.00				
3) Due to Other Funds		9610	0.00	0.00	0.00				
4) Current Loans		9640	0.00	0.00	0.00				
5) Unearned Revenue		9650	0.00	0.00	0.00				
6) TOTAL, LIABILITIES			0.00	0.00	0.00				
J. DEFERRED INFLOWS OF RESOURCES									
1) Deferred Inflows of Resources		9690	0.00	0.00	0.00				
2) TOTAL, DEFERRED INFLOWS			0.00	0.00	0.00				
K. FUND EQUITY									
Ending Fund Balance, June 30 (G9 + H2) - (I6 + J2)			89,365.26	5,309.26	94,674.52				

Description	Resource Codes	Object Codes	2019-20 Estimated Actuals Unrestricted (A)	Restricted (B)	Total Fund col. A + B (C)	2020-21 Budget Unrestricted (D)	Restricted (E)	Total Fund col. D + E (F)	% Diff Column C & F
FF SOURCES									
Principal Apportionment State Aid - Current Year		8011	755,360.00	0.00	755,360.00	521,158.00	0.00	521,158.00	-31.0%
Education Protection Account State Aid - Current Year		8012	184,277.00	0.00	184,277.00	159,295.00	0.00	159,295.00	-13.6%
State Aid - Prior Years		8019	0.00	0.00	0.00	0.00	0.00	0.00	0.0%
Tax Relief Subventions Homeowners' Exemptions		8021	3,580.00	0.00	3,580.00	3,580.00	0.00	3,580.00	0.0%
Timber Yield Tax		8022	1,463.00	0.00	1,463.00	1,463.00	0.00	1,463.00	0.0%
Other Subventions/In-Lieu Taxes		8029	0.00	0.00	0.00	0.00	0.00	0.00	0.0%
County & District Taxes Secured Roll Taxes		8041	293,766.00	0.00	293,766.00	293,766.00	0.00	293,766.00	0.0%
Unsecured Roll Taxes		8042	11,942.00	0.00	11,942.00	11,942.00	0.00	11,942.00	0.0%
Prior Years' Taxes		8043	51.00	0.00	51.00	51.00	0.00	51.00	0.0%
Supplemental Taxes		8044	2,988.00	0.00	2,988.00	2,988.00	0.00	2,988.00	0.0%
Education Revenue Augmentation Fund (ERAF)		8045	10,052.00	0.00	10,052.00	10,052.00	0.00	10,052.00	0.0%
Community Redevelopment Funds (SB 617/699/1992)		8047	0.00	0.00	0.00	0.00	0.00	0.00	0.0%
Penalties and Interest from Delinquent Taxes		8048	0.00	0.00	0.00	0.00	0.00	0.00	0.0%
Miscellaneous Funds (EC 41604) Royalties and Bonuses		8081	0.00	0.00	0.00	0.00	0.00	0.00	0.0%
Other In-Lieu Taxes		8082	0.00	0.00	0.00	0.00	0.00	0.00	0.0%
Less: Non-LCFF (50%) Adjustment		8089	0.00	0.00	0.00	0.00	0.00	0.00	0.0%
Subtotal, LCFF Sources			1,263,479.00	0.00	1,263,479.00	1,004,295.00	0.00	1,004,295.00	-20.5%
LCFF Transfers									
Unrestricted LCFF Transfers - Current Year	0000	8091	0.00		0.00	0.00		0.00	0.0%
All Other LCFF Transfers - Current Year	All Other	8091	0.00	0.00	0.00	0.00	0.00	0.00	0.0%
Transfers to Charter Schools in Lieu of Property Taxes		8096	0.00	0.00	0.00	0.00	0.00	0.00	0.0%
Property Taxes Transfers		8097	0.00	0.00	0.00	0.00	0.00	0.00	0.0%
LCFF/Revenue Limit Transfers - Prior Years		8099	0.00	0.00	0.00	0.00	0.00	0.00	0.0%
TOTAL, LCFF SOURCES			1,263,479.00	0.00	1,263,479.00	1,004,295.00	0.00	1,004,295.00	-20.5%
FEDERAL REVENUE									
Maintenance and Operations		8110	(232,164.00)	0.00	(232,164.00)	148,137.00	0.00	148,137.00	-163.8%
Special Education Entitlement		8181	0.00	42,759.00	42,759.00	0.00	42,187.00	42,187.00	-1.3%
Special Education Discretionary Grants		8182	0.00	0.00	0.00	0.00	0.00	0.00	0.0%
Child Nutrition Programs		8220	0.00	0.00	0.00	0.00	0.00	0.00	0.0%
Donated Food Commodities		8221	0.00	0.00	0.00	0.00	0.00	0.00	0.0%
Forest Reserve Funds		8260	0.00	0.00	0.00	0.00	0.00	0.00	0.0%
Flood Control Funds		8270	0.00	0.00	0.00	0.00	0.00	0.00	0.0%
Wildlife Reserve Funds		8280	0.00	0.00	0.00	0.00	0.00	0.00	0.0%
FEMA		8281	0.00	0.00	0.00	0.00	0.00	0.00	0.0%
Interagency Contracts Between LEAs		8285	0.00	0.00	0.00	0.00	0.00	0.00	0.0%
Pass-Through Revenues from Federal Sources		8287	0.00	0.00	0.00	0.00	0.00	0.00	0.0%
Title I, Part A, Basic	3010	8290		54,763.00	54,763.00		45,453.00	45,453.00	-17.0%
Title I, Part D, Local Delinquent Programs	3025	8290		0.00	0.00		0.00	0.00	0.0%
Title II, Part A, Supporting Effective Instruction	4035	8290		7,560.00	7,560.00		7,560.00	7,560.00	0.0%
Title III, Part A, Immigrant Student Program	4201	8290		0.00	0.00		0.00	0.00	0.0%

Description	Resource Codes	Object Codes	2019-20 Estimated Actuals Unrestricted (A)	Restricted (B)	Total Fund col. A + B (C)	2020-21 Budget Unrestricted (D)	Restricted (E)	Total Fund col. D + E (F)	% Diff Column C & F
tle III, Part A, English Learner Program	4203	8290		0.00	0.00		0.00	0.00	0.0%
Public Charter Schools Grant Program (PCSGP)	4610	8290		0.00	0.00		0.00	0.00	0.0%
Other NCLB / Every Student Succeeds Act	3020, 3040, 3041, 3045, 3060, 3061, 3110, 3150, 3155, 3177, 3180, 3181, 3182, 3185, 4037, 4050, 4123, 4124, 4126, 4127, 4128, 5510, 5630	8290		166,866.00	166,866.00		168,000.00	168,000.00	0.7%
Career and Technical Education	3500-3599	8290		0.00	0.00		0.00	0.00	0.0%
All Other Federal Revenue	All Other	8290	0.00	9,470.00	9,470.00	0.00	62,930.00	62,930.00	564.5%
TOTAL, FEDERAL REVENUE			(232,164.00)	281,418.00	49,254.00	148,137.00	326,130.00	474,267.00	862.9%
OTHER STATE REVENUE									
Other State Apportionments									
ROC/P Entitlement Prior Years	6360	8319		0.00	0.00		0.00	0.00	0.0%
Special Education Master Plan Current Year	6500	8311		0.00	0.00		0.00	0.00	0.0%
Prior Years	6500	8319		0.00	0.00		0.00	0.00	0.0%
All Other State Apportionments - Current Year	All Other	8311	0.00	0.00	0.00	0.00	0.00	0.00	0.0%
All Other State Apportionments - Prior Years	All Other	8319	0.00	0.00	0.00	0.00	0.00	0.00	0.0%
Child Nutrition Programs		8520	0.00	0.00	0.00	0.00	0.00	0.00	0.0%
Mandated Costs Reimbursements		8550	3,512.00	0.00	3,512.00	3,512.00	0.00	3,512.00	0.0%
Lottery - Unrestricted and Instructional Materials		8560	14,994.00	5,292.00	20,286.00	14,229.00	5,022.00	19,251.00	-5.1%
Tax Relief Subventions Restricted Levies - Other									
Homeowners' Exemptions		8575	0.00	0.00	0.00	0.00	0.00	0.00	0.0%
Other Subventions/In-Lieu Taxes		8576	0.00	0.00	0.00	0.00	0.00	0.00	0.0%
Pass-Through Revenues from State Sources		8587	0.00	0.00	0.00	0.00	0.00	0.00	0.0%
After School Education and Safety (ASES)	6010	8590		74,520.00	74,520.00		74,520.00	74,520.00	0.0%
Charter School Facility Grant	6030	8590		0.00	0.00		0.00	0.00	0.0%
Drug/Alcohol/Tobacco Funds	6650, 6690, 6695	8590		0.00	0.00		0.00	0.00	0.0%
California Clean Energy Jobs Act	6230	8590		0.00	0.00		0.00	0.00	0.0%
Career Technical Education Incentive Grant Program	6387	8590		0.00	0.00		0.00	0.00	0.0%
American Indian Early Childhood Education	7210	8590		0.00	0.00		0.00	0.00	0.0%
Specialized Secondary	7370	8590		0.00	0.00		0.00	0.00	0.0%
Quality Education Investment Act	7400	8590		0.00	0.00		0.00	0.00	0.0%
All Other State Revenue	All Other	8590	36,053.00	43,991.00	80,044.00	153.00	42,094.00	42,247.00	-47.2%
TOTAL, OTHER STATE REVENUE			54,559.00	123,803.00	178,362.00	17,894.00	121,636.00	139,530.00	-21.8%

Description	Resource Codes	Object Codes	2019-20 Estimated Actuals Unrestricted (A)	Restricted (B)	Total Fund col. A + B (C)	2020-21 Budget Unrestricted (D)	Restricted (E)	Total Fund col. D + E (F)	% Diff Column C & F
HER LOCAL REVENUE									
Other Local Revenue									
County and District Taxes									
Other Restricted Levies									
Secured Roll		8615	0.00	0.00	0.00	0.00	0.00	0.00	0.0%
Unsecured Roll		8616	0.00	0.00	0.00	0.00	0.00	0.00	0.0%
Prior Years' Taxes		8617	0.00	0.00	0.00	0.00	0.00	0.00	0.0%
Supplemental Taxes		8618	0.00	0.00	0.00	0.00	0.00	0.00	0.0%
Non-Ad Valorem Taxes									
Parcel Taxes		8621	0.00	0.00	0.00	0.00	0.00	0.00	0.0%
Other		8622	0.00	0.00	0.00	0.00	0.00	0.00	0.0%
Community Redevelopment Funds Not Subject to LCFF Deduction		8625	0.00	0.00	0.00	0.00	0.00	0.00	0.0%
Penalties and Interest from Delinquent Non-LCFF Taxes		8629	0.00	0.00	0.00	0.00	0.00	0.00	0.0%
Sales									
Sale of Equipment/Supplies		8631	0.00	0.00	0.00	0.00	0.00	0.00	0.0%
Sale of Publications		8632	0.00	0.00	0.00	0.00	0.00	0.00	0.0%
Food Service Sales		8634	0.00	0.00	0.00	0.00	0.00	0.00	0.0%
All Other Sales		8639	0.00	0.00	0.00	0.00	0.00	0.00	0.0%
Leases and Rentals		8650	0.00	0.00	0.00	4,200.00	0.00	4,200.00	New
Interest		8660	9,000.00	0.00	9,000.00	9,000.00	0.00	9,000.00	0.0%
Net Increase (Decrease) in the Fair Value of Investments		8662	0.00	0.00	0.00	0.00	0.00	0.00	0.0%
Fees and Contracts									
Adult Education Fees		8671	0.00	0.00	0.00	0.00	0.00	0.00	0.0%
Non-Resident Students		8672	0.00	0.00	0.00	0.00	0.00	0.00	0.0%
Transportation Fees From Individuals		8675	0.00	0.00	0.00	0.00	0.00	0.00	0.0%
Interagency Services		8677	0.00	0.00	0.00	0.00	0.00	0.00	0.0%
Mitigation/Developer Fees		8681	0.00	0.00	0.00	0.00	0.00	0.00	0.0%
All Other Fees and Contracts		8689	0.00	0.00	0.00	0.00	0.00	0.00	0.0%
Other Local Revenue									
Plus: Misc Funds Non-LCFF (50%) Adjustment		8691	0.00	0.00	0.00	0.00	0.00	0.00	0.0%
Pass-Through Revenues From Local Sources		8697	0.00	0.00	0.00	0.00	0.00	0.00	0.0%
All Other Local Revenue		8699	19,000.00	0.00	19,000.00	11,688.00	0.00	11,688.00	-38.5%
Tuition		8710	0.00	30,352.00	30,352.00	0.00	0.00	0.00	-100.0%
All Other Transfers In		8781-8783	0.00	0.00	0.00	0.00	0.00	0.00	0.0%
Transfers of Apportionments									
Special Education SELPA Transfers									
From Districts or Charter Schools	6500	8791		0.00	0.00		0.00	0.00	0.0%
From County Offices	6500	8792		125,674.00	125,674.00		172,365.00	172,365.00	37.2%
From JPAs	6500	8793		0.00	0.00		0.00	0.00	0.0%
ROC/P Transfers									
From Districts or Charter Schools	6360	8791		0.00	0.00		0.00	0.00	0.0%
From County Offices	6360	8792		0.00	0.00		0.00	0.00	0.0%
From JPAs	6360	8793		0.00	0.00		0.00	0.00	0.0%
Other Transfers of Apportionments									
From Districts or Charter Schools	All Other	8791	0.00	0.00	0.00	0.00	0.00	0.00	0.0%
From County Offices	All Other	8792	0.00	0.00	0.00	0.00	0.00	0.00	0.0%
From JPAs	All Other	8793	0.00	0.00	0.00	0.00	0.00	0.00	0.0%
All Other Transfers In from All Others		8799	0.00	0.00	0.00	0.00	0.00	0.00	0.0%
TOTAL, OTHER LOCAL REVENUE			28,000.00	156,026.00	184,026.00	24,888.00	172,365.00	197,253.00	7.2%
TOTAL, REVENUES			1,113,874.00	561,247.00	1,675,121.00	1,195,214.00	620,131.00	1,815,345.00	8.4%

Description	Resource Codes	Object Codes	2019-20 Estimated Actuals Unrestricted (A)	Restricted (B)	Total Fund col. A + B (C)	2020-21 Budget Unrestricted (D)	Restricted (E)	Total Fund col. D + E (F)	% Diff Column C & F
RTIFICATED SALARIES									
Certificated Teachers' Salaries		1100	243,399.00	161,026.00	404,425.00	209,859.00	218,263.00	428,122.00	5.9%
Certificated Pupil Support Salaries		1200	0.00	25,000.00	25,000.00	0.00	0.00	0.00	-100.0%
Certificated Supervisors' and Administrators' Salaries		1300	81,000.00	203.00	81,203.00	81,000.00	203.00	81,203.00	0.0%
Other Certificated Salaries		1900	0.00	0.00	0.00	0.00	0.00	0.00	0.0%
TOTAL, CERTIFICATED SALARIES			324,399.00	186,229.00	510,628.00	290,859.00	218,466.00	509,325.00	-0.3%
CLASSIFIED SALARIES									
Classified Instructional Salaries		2100	132,053.00	72,396.00	204,449.00	15,820.00	144,258.00	160,078.00	-21.7%
Classified Support Salaries		2200	52,842.00	55,946.00	108,788.00	39,727.00	23,163.00	62,890.00	-42.2%
Classified Supervisors' and Administrators' Salaries		2300	0.00	22,280.00	22,280.00	0.00	19,516.00	19,516.00	-12.4%
Clerical, Technical and Office Salaries		2400	98,478.00	0.00	98,478.00	77,291.00	0.00	77,291.00	-21.5%
Other Classified Salaries		2900	0.00	20,733.00	20,733.00	0.00	13,836.00	13,836.00	-33.3%
TOTAL, CLASSIFIED SALARIES			283,373.00	171,355.00	454,728.00	132,838.00	200,773.00	333,611.00	-26.6%
EMPLOYEE BENEFITS									
STRS		3101-3102	57,802.00	73,919.00	131,721.00	46,166.00	75,329.00	121,495.00	-7.8%
PERS		3201-3202	50,472.00	32,367.00	82,839.00	20,796.00	35,262.00	56,058.00	-32.3%
OASDI/Medicare/Alternative		3301-3302	26,465.00	15,846.00	42,311.00	12,831.00	17,367.00	30,198.00	-28.6%
Health and Welfare Benefits		3401-3402	118,342.00	48,084.00	166,426.00	96,006.00	53,706.00	149,712.00	-10.0%
Unemployment Insurance		3501-3502	513.00	384.00	897.00	200.00	208.00	408.00	-54.5%
Workers' Compensation		3601-3602	12,300.00	7,260.00	19,560.00	8,508.00	8,821.00	17,329.00	-11.4%
OPEB, Allocated		3701-3702	6,600.00	0.00	6,600.00	6,600.00	0.00	6,600.00	0.0%
OPEB, Active Employees		3751-3752	0.00	0.00	0.00	0.00	0.00	0.00	0.0%
Other Employee Benefits		3901-3902	0.00	0.00	0.00	0.00	0.00	0.00	0.0%
TOTAL, EMPLOYEE BENEFITS			272,494.00	177,860.00	450,354.00	191,107.00	190,693.00	381,800.00	-15.2%
BOOKS AND SUPPLIES									
pproved Textbooks and Core Curricula Materials		4100	0.00	1,224.00	1,224.00	0.00	5,224.00	5,224.00	326.8%
Books and Other Reference Materials		4200	0.00	0.00	0.00	0.00	0.00	0.00	0.0%
Materials and Supplies		4300	43,661.00	17,275.00	60,936.00	37,978.00	31,850.00	69,828.00	14.6%
Noncapitalized Equipment		4400	716.00	0.00	716.00	716.00	0.00	716.00	0.0%
Food		4700	0.00	1,897.00	1,897.00	0.00	0.00	0.00	-100.0%
TOTAL, BOOKS AND SUPPLIES			44,377.00	20,396.00	64,773.00	38,694.00	37,074.00	75,768.00	17.0%
SERVICES AND OTHER OPERATING EXPENDITURES									
Subagreements for Services		5100	0.00	0.00	0.00	0.00	0.00	0.00	0.0%
Travel and Conferences		5200	13,843.00	4,505.00	18,348.00	10,778.00	4,679.00	15,457.00	-15.8%
Dues and Memberships		5300	4,160.00	0.00	4,160.00	4,160.00	0.00	4,160.00	0.0%
Insurance		5400 - 5450	12,415.00	0.00	12,415.00	12,415.00	0.00	12,415.00	0.0%
Operations and Housekeeping Services		5500	30,780.00	500.00	31,280.00	32,319.00	525.00	32,844.00	5.0%
Rentals, Leases, Repairs, and Noncapitalized Improvements		5600	14,609.00	0.00	14,609.00	14,609.00	0.00	14,609.00	0.0%
Transfers of Direct Costs		5710	10,655.00	(10,655.00)	0.00	1,100.00	(1,100.00)	0.00	0.0%
Transfers of Direct Costs - Interfund		5750	0.00	0.00	0.00	0.00	0.00	0.00	0.0%
Professional/Consulting Services and Operating Expenditures		5800	159,601.00	555,516.00	715,117.00	151,982.00	140,843.00	292,825.00	-59.1%
Communications		5900	9,714.00	0.00	9,714.00	9,650.00	0.00	9,650.00	-0.7%
TOTAL, SERVICES AND OTHER OPERATING EXPENDITURES			255,777.00	549,866.00	805,643.00	237,013.00	144,947.00	381,960.00	-52.6%

Description	Resource Codes	Object Codes	2019-20 Estimated Actuals Unrestricted (A)	Restricted (B)	Total Fund col. A + B (C)	2020-21 Budget Unrestricted (D)	Restricted (E)	Total Fund col. D + E (F)	% Diff Column C & F
APITAL OUTLAY									
Land		6100	0.00	0.00	0.00	0.00	0.00	0.00	0.0%
Land Improvements		6170	0.00	0.00	0.00	0.00	0.00	0.00	0.0%
Buildings and Improvements of Buildings		6200	0.00	0.00	0.00	0.00	0.00	0.00	0.0%
Books and Media for New School Libraries or Major Expansion of School Libraries		6300	0.00	0.00	0.00	0.00	0.00	0.00	0.0%
Equipment		6400	0.00	0.00	0.00	0.00	0.00	0.00	0.0%
Equipment Replacement		6500	0.00	0.00	0.00	0.00	0.00	0.00	0.0%
TOTAL, CAPITAL OUTLAY			0.00	0.00	0.00	0.00	0.00	0.00	0.0%
OTHER OUTGO (excluding Transfers of Indirect Costs)									
Tuition									
Tuition for Instruction Under Interdistrict Attendance Agreements		7110	0.00	0.00	0.00	0.00	0.00	0.00	0.0%
State Special Schools		7130	0.00	0.00	0.00	0.00	0.00	0.00	0.0%
Tuition, Excess Costs, and/or Deficit Payments									
Payments to Districts or Charter Schools		7141	0.00	8,963.00	8,963.00	0.00	8,963.00	8,963.00	0.0%
Payments to County Offices		7142	13,500.00	78,327.00	91,827.00	13,500.00	78,106.00	91,606.00	-0.2%
Payments to JPAs		7143	0.00	0.00	0.00	0.00	0.00	0.00	0.0%
Transfers of Pass-Through Revenues									
To Districts or Charter Schools		7211	0.00	0.00	0.00	0.00	0.00	0.00	0.0%
To County Offices		7212	0.00	0.00	0.00	0.00	0.00	0.00	0.0%
To JPAs		7213	0.00	0.00	0.00	0.00	0.00	0.00	0.0%
Special Education SELPA Transfers of Apportionments									
To Districts or Charter Schools	6500	7221		0.00	0.00		0.00	0.00	0.0%
To County Offices	6500	7222		0.00	0.00		0.00	0.00	0.0%
To JPAs	6500	7223		0.00	0.00		0.00	0.00	0.0%
ROC/P Transfers of Apportionments									
To Districts or Charter Schools	6360	7221		0.00	0.00		0.00	0.00	0.0%
To County Offices	6360	7222		0.00	0.00		0.00	0.00	0.0%
To JPAs	6360	7223		0.00	0.00		0.00	0.00	0.0%
Other Transfers of Apportionments	All Other	7221-7223	0.00	0.00	0.00	0.00	0.00	0.00	0.0%
All Other Transfers		7281-7283	0.00	0.00	0.00	0.00	0.00	0.00	0.0%
All Other Transfers Out to All Others		7299	0.00	0.00	0.00	0.00	0.00	0.00	0.0%
Debt Service									
Debt Service - Interest		7438	0.00	0.00	0.00	0.00	0.00	0.00	0.0%
Other Debt Service - Principal		7439	0.00	0.00	0.00	0.00	0.00	0.00	0.0%
TOTAL, OTHER OUTGO (excluding Transfers of Indirect Costs)			13,500.00	87,290.00	100,790.00	13,500.00	87,069.00	100,569.00	-0.2%
OTHER OUTGO - TRANSFERS OF INDIRECT COSTS									
Transfers of Indirect Costs		7310	(8,952.00)	8,952.00	0.00	(6,290.00)	6,290.00	0.00	0.0%
Transfers of Indirect Costs - Interfund		7350	0.00	0.00	0.00	0.00	0.00	0.00	0.0%
TOTAL, OTHER OUTGO - TRANSFERS OF INDIRECT COSTS			(8,952.00)	8,952.00	0.00	(6,290.00)	6,290.00	0.00	0.0%
TOTAL, EXPENDITURES			1,184,968.00	1,201,948.00	2,386,916.00	897,721.00	885,312.00	1,783,033.00	-25.3%

Description	Resource Codes	Object Codes	2019-20 Estimated Actuals Unrestricted (A)	Restricted (B)	Total Fund col. A + B (C)	2020-21 Budget Unrestricted (D)	Restricted (E)	Total Fund col. D + E (F)	% Diff Column C & F
TERFUND TRANSFERS									
INTERFUND TRANSFERS IN									
From: Special Reserve Fund		8912	41,511.00	0.00	41,511.00	14,715.00	0.00	14,715.00	-64.6%
From: Bond Interest and Redemption Fund		8914	0.00	0.00	0.00	0.00	0.00	0.00	0.0%
Other Authorized Interfund Transfers In		8919	0.00	0.00	0.00	0.00	0.00	0.00	0.0%
(a) TOTAL, INTERFUND TRANSFERS IN			41,511.00	0.00	41,511.00	14,715.00	0.00	14,715.00	-64.6%
INTERFUND TRANSFERS OUT									
To: Child Development Fund		7611	0.00	0.00	0.00	0.00	0.00	0.00	0.0%
To: Special Reserve Fund		7612	0.00	0.00	0.00	0.00	0.00	0.00	0.0%
To: State School Building Fund/ County School Facilities Fund		7613	0.00	0.00	0.00	0.00	0.00	0.00	0.0%
To: Cafeteria Fund		7616	77,147.00	0.00	77,147.00	36,116.00	0.00	36,116.00	-53.2%
Other Authorized Interfund Transfers Out		7619	0.00	0.00	0.00	0.00	0.00	0.00	0.0%
(b) TOTAL, INTERFUND TRANSFERS OUT			77,147.00	0.00	77,147.00	36,116.00	0.00	36,116.00	-53.2%
OTHER SOURCES/USES									
SOURCES									
State Apportionments									
Emergency Apportionments		8931	0.00	0.00	0.00	0.00	0.00	0.00	0.0%
Proceeds									
Proceeds from Disposal of Capital Assets		8953	0.00	0.00	0.00	0.00	0.00	0.00	0.0%
Other Sources									
Transfers from Funds of Lapsed/Reorganized LEAs		8965	0.00	0.00	0.00	0.00	0.00	0.00	0.0%
Long-Term Debt Proceeds									
Proceeds from Certificates of Participation		8971	0.00	0.00	0.00	0.00	0.00	0.00	0.0%
Proceeds from Capital Leases		8972	0.00	0.00	0.00	0.00	0.00	0.00	0.0%
Proceeds from Lease Revenue Bonds		8973	0.00	0.00	0.00	0.00	0.00	0.00	0.0%
All Other Financing Sources		8979	0.00	0.00	0.00	0.00	0.00	0.00	0.0%
(c) TOTAL, SOURCES			0.00	0.00	0.00	0.00	0.00	0.00	0.0%
USES									
Transfers of Funds from Lapsed/Reorganized LEAs		7651	0.00	0.00	0.00	0.00	0.00	0.00	0.0%
All Other Financing Uses		7699	0.00	0.00	0.00	0.00	0.00	0.00	0.0%
(d) TOTAL, USES			0.00	0.00	0.00	0.00	0.00	0.00	0.0%
CONTRIBUTIONS									
Contributions from Unrestricted Revenues		8980	(476,292.00)	476,292.00	0.00	(265,146.00)	265,146.00	0.00	0.0%
Contributions from Restricted Revenues		8990	0.00	0.00	0.00	0.00	0.00	0.00	0.0%
(e) TOTAL, CONTRIBUTIONS			(476,292.00)	476,292.00	0.00	(265,146.00)	265,146.00	0.00	0.0%
TOTAL, OTHER FINANCING SOURCES/USES (a - b + c - d + e)			(511,928.00)	476,292.00	(35,636.00)	(286,547.00)	265,146.00	(21,401.00)	-39.9%

Description	Function Codes	Object Codes	2019-20 Estimated Actuals Unrestricted (A)	Restricted (B)	Total Fund col. A + B (C)	2020-21 Budget Unrestricted (D)	Restricted (E)	Total Fund col. D + E (F)	% Diff Column C & F
A. REVENUES									
1) LCFF Sources		8010-8099	1,263,479.00	0.00	1,263,479.00	1,004,295.00	0.00	1,004,295.00	-20.5%
2) Federal Revenue		8100-8299	(232,164.00)	281,418.00	49,254.00	148,137.00	326,130.00	474,267.00	862.9%
3) Other State Revenue		8300-8599	54,559.00	123,803.00	178,362.00	17,894.00	121,636.00	139,530.00	-21.8%
4) Other Local Revenue		8600-8799	28,000.00	156,026.00	184,026.00	24,888.00	172,365.00	197,253.00	7.2%
5) TOTAL, REVENUES			1,113,874.00	561,247.00	1,675,121.00	1,195,214.00	620,131.00	1,815,345.00	8.4%
B. EXPENDITURES (Objects 1000-7999)									
1) Instruction	1000-1999		634,829.00	593,009.00	1,227,838.00	414,095.00	607,727.00	1,021,822.00	-16.8%
2) Instruction - Related Services	2000-2999		227,143.00	121,302.00	348,445.00	197,267.00	5,985.00	203,252.00	-41.7%
3) Pupil Services	3000-3999		37,645.00	88,557.00	126,202.00	55,046.00	37,447.00	92,493.00	-26.7%
4) Ancillary Services	4000-4999		2,226.00	0.00	2,226.00	430.00	0.00	430.00	-80.7%
5) Community Services	5000-5999		0.00	70,471.00	70,471.00	0.00	70,446.00	70,446.00	0.0%
6) Enterprise	6000-6999		0.00	0.00	0.00	0.00	0.00	0.00	0.0%
7) General Administration	7000-7999		158,458.00	11,438.00	169,896.00	146,516.00	8,776.00	155,292.00	-8.6%
8) Plant Services	8000-8999		111,167.00	229,881.00	341,048.00	70,867.00	67,862.00	138,729.00	-59.3%
9) Other Outgo	9000-9999	Except 7600-7699	13,500.00	87,290.00	100,790.00	13,500.00	87,069.00	100,569.00	-0.2%
10) TOTAL, EXPENDITURES			1,184,968.00	1,201,948.00	2,386,916.00	897,721.00	885,312.00	1,783,033.00	-25.3%
C. EXCESS (DEFICIENCY) OF REVENUES OVER EXPENDITURES BEFORE OTHER FINANCING SOURCES AND USES (A5 - B10)			(71,094.00)	(640,701.00)	(711,795.00)	297,493.00	(265,181.00)	32,312.00	-104.5%
D. OTHER FINANCING SOURCES/USES									
1) Interfund Transfers									
a) Transfers In		8900-8929	41,511.00	0.00	41,511.00	14,715.00	0.00	14,715.00	-64.6%
b) Transfers Out		7600-7629	77,147.00	0.00	77,147.00	36,116.00	0.00	36,116.00	-53.2%
2) Other Sources/Uses									
a) Sources		8930-8979	0.00	0.00	0.00	0.00	0.00	0.00	0.0%
b) Uses		7630-7699	0.00	0.00	0.00	0.00	0.00	0.00	0.0%
3) Contributions		8980-8999	(476,292.00)	476,292.00	0.00	(265,146.00)	265,146.00	0.00	0.0%
4) TOTAL, OTHER FINANCING SOURCES/USES			(511,928.00)	476,292.00	(35,636.00)	(286,547.00)	265,146.00	(21,401.00)	-39.9%

Description	Function Codes	Object Codes	2019-20 Estimated Actuals Unrestricted (A)	Restricted (B)	Total Fund col. A + B (C)	2020-21 Budget Unrestricted (D)	Restricted (E)	Total Fund col. D + E (F)	% Diff Column C & F
. NET INCREASE (DECREASE) IN FUND BALANCE (C + D4)			(583,022.00)	(164,409.00)	(747,431.00)	10,946.00	(35.00)	10,911.00	-101.5%
F. FUND BALANCE, RESERVES									
1) Beginning Fund Balance									
a) As of July 1 - Unaudited		9791	672,387.26	169,718.26	842,105.52	89,365.26	5,309.26	94,674.52	-88.8%
b) Audit Adjustments		9793	0.00	0.00	0.00	0.00	0.00	0.00	0.0%
c) As of July 1 - Audited (F1a + F1b)			672,387.26	169,718.26	842,105.52	89,365.26	5,309.26	94,674.52	-88.8%
d) Other Restatements		9795	0.00	0.00	0.00	0.00	0.00	0.00	0.0%
e) Adjusted Beginning Balance (F1c + F1d)			672,387.26	169,718.26	842,105.52	89,365.26	5,309.26	94,674.52	-88.8%
2) Ending Balance, June 30 (E + F1e)			89,365.26	5,309.26	94,674.52	100,311.26	5,274.26	105,585.52	11.5%
Components of Ending Fund Balance									
a) Nonspendable									
Revolving Cash		9711	1,000.00	0.00	1,000.00	1,000.00	0.00	1,000.00	0.0%
Stores		9712	0.00	0.00	0.00	0.00	0.00	0.00	0.0%
Prepaid Items		9713	0.00	0.00	0.00	0.00	0.00	0.00	0.0%
All Others		9719	0.00	0.00	0.00	0.00	0.00	0.00	0.0%
b) Restricted		9740	0.00	5,309.42	5,309.42	0.00	5,274.42	5,274.42	-0.7%
c) Committed									
Stabilization Arrangements		9750	0.00	0.00	0.00	0.00	0.00	0.00	0.0%
Other Commitments (by Resource/Object)		9760	0.00	0.00	0.00	0.00	0.00	0.00	0.0%
d) Assigned									
Other Assignments (by Resource/Object)		9780	88,365.26	0.00	88,365.26	99,311.26	0.00	99,311.26	12.4%
Litigation	0000	9780				*92,000.00*		*92,000.00*	
Deferred Maintenance	0000	9780				*109.08*		*109.08*	
State Lottery Revenue	1100	9780				*7,202.18*		*7,202.18*	
Litigation	0000	9780	*80,000.00*		*80,000.00*				
Deferred Maintenance	0000	9780	*109.08*		*109.08*				
State Lottery Revenue	1100	9780	*8,256.18*		*8,256.18*				
e) Unassigned/Unappropriated									
Reserve for Economic Uncertainties		9789	0.00	0.00	0.00	0.00	0.00	0.00	0.0%
Unassigned/Unappropriated Amount		9790	0.00	(0.16)	(0.16)	0.00	(0.16)	(0.16)	0.0%

Resource	Description	2019-20 Estimated Actuals	2020-21 Budget
6300	Lottery: Instructional Materials	5,135.02	5,274.02
7810	Other Restricted State	174.40	0.40
Total, Restricted Balance		5,309.42	5,274.42

Description	Resource Codes	Object Codes	2019-20 Estimated Actuals	2020-21 Budget	Percent Difference
A. REVENUES					
1) LCFF Sources		8010-8099	0.00	0.00	0.0%
2) Federal Revenue		8100-8299	83,033.00	82,225.00	-1.0%
3) Other State Revenue		8300-8599	11,553.00	5,526.00	-52.2%
4) Other Local Revenue		8600-8799	500.00	900.00	80.0%
5) TOTAL, REVENUES			95,086.00	88,651.00	-6.8%
B. EXPENDITURES					
1) Certificated Salaries		1000-1999	0.00	0.00	0.0%
2) Classified Salaries		2000-2999	64,668.00	39,561.00	-38.8%
3) Employee Benefits		3000-3999	42,147.00	24,360.00	-42.2%
4) Books and Supplies		4000-4999	65,786.00	54,537.00	-17.1%
5) Services and Other Operating Expenditures		5000-5999	6,137.00	6,309.00	2.8%
6) Capital Outlay		6000-6999	0.00	0.00	0.0%
7) Other Outgo (excluding Transfers of Indirect Costs)		7100-7299, 7400-7499	0.00	0.00	0.0%
8) Other Outgo - Transfers of Indirect Costs		7300-7399	0.00	0.00	0.0%
9) TOTAL, EXPENDITURES			178,738.00	124,767.00	-30.2%
C. EXCESS (DEFICIENCY) OF REVENUES OVER EXPENDITURES BEFORE OTHER FINANCING SOURCES AND USES (A5 - B9)			(83,652.00)	(36,116.00)	-56.8%
D. OTHER FINANCING SOURCES/USES					
1) Interfund Transfers					
a) Transfers In		8900-8929	77,147.00	36,116.00	-53.2%
b) Transfers Out		7600-7629	0.00	0.00	0.0%
2) Other Sources/Uses					
a) Sources		8930-8979	0.00	0.00	0.0%
b) Uses		7630-7699	0.00	0.00	0.0%
3) Contributions		8980-8999	0.00	0.00	0.0%
4) TOTAL, OTHER FINANCING SOURCES/USES			77,147.00	36,116.00	-53.2%

Description	Resource Codes	Object Codes	2019-20 Estimated Actuals	2020-21 Budget	Percent Difference
E. NET INCREASE (DECREASE) IN FUND BALANCE (C + D4)			(6,505.00)	0.00	-100.0%
F. FUND BALANCE, RESERVES					
1) Beginning Fund Balance					
a) As of July 1 - Unaudited		9791	25,340.49	18,835.49	-25.7%
b) Audit Adjustments		9793	0.00	0.00	0.0%
c) As of July 1 - Audited (F1a + F1b)			25,340.49	18,835.49	-25.7%
d) Other Restatements		9795	0.00	0.00	0.0%
e) Adjusted Beginning Balance (F1c + F1d)			25,340.49	18,835.49	-25.7%
2) Ending Balance, June 30 (E + F1e)			18,835.49	18,835.49	0.0%
Components of Ending Fund Balance					
a) Nonspendable					
Revolving Cash		9711	0.00	0.00	0.0%
Stores		9712	0.00	0.00	0.0%
Prepaid Items		9713	0.00	0.00	0.0%
All Others		9719	0.00	0.00	0.0%
b) Restricted		9740	18,835.49	18,835.49	0.0%
c) Committed					
Stabilization Arrangements		9750	0.00	0.00	0.0%
Other Commitments		9760	0.00	0.00	0.0%
d) Assigned					
Other Assignments		9780	0.00	0.00	0.0%
e) Unassigned/Unappropriated					
Reserve for Economic Uncertainties		9789	0.00	0.00	0.0%
Unassigned/Unappropriated Amount		9790	0.00	0.00	0.0%

Description	Resource Codes	Object Codes	2019-20 Estimated Actuals	2020-21 Budget	Percent Difference
G. ASSETS					
1) Cash					
a) in County Treasury		9110	18,835.49		
1) Fair Value Adjustment to Cash in County Treasury		9111	0.00		
b) in Banks		9120	0.00		
c) in Revolving Cash Account		9130	0.00		
d) with Fiscal Agent/Trustee		9135	0.00		
e) Collections Awaiting Deposit		9140	0.00		
2) Investments		9150	0.00		
3) Accounts Receivable		9200	0.00		
4) Due from Grantor Government		9290	0.00		
5) Due from Other Funds		9310	0.00		
6) Stores		9320	0.00		
7) Prepaid Expenditures		9330	0.00		
8) Other Current Assets		9340	0.00		
9) TOTAL, ASSETS			18,835.49		
H. DEFERRED OUTFLOWS OF RESOURCES					
1) Deferred Outflows of Resources		9490	0.00		
2) TOTAL, DEFERRED OUTFLOWS			0.00		
I. LIABILITIES					
1) Accounts Payable		9500	0.00		
2) Due to Grantor Governments		9590	0.00		
3) Due to Other Funds		9610	0.00		
4) Current Loans		9640			
5) Unearned Revenue		9650	0.00		
6) TOTAL, LIABILITIES			0.00		
J. DEFERRED INFLOWS OF RESOURCES					
1) Deferred Inflows of Resources		9690	0.00		
2) TOTAL, DEFERRED INFLOWS			0.00		
K. FUND EQUITY					
Ending Fund Balance, June 30 (G9 + H2) - (I6 + J2)			18,835.49		

Description	Resource Codes	Object Codes	2019-20 Estimated Actuals	2020-21 Budget	Percent Difference
FEDERAL REVENUE					
Child Nutrition Programs		8220	83,033.00	82,225.00	-1.0%
Donated Food Commodities		8221	0.00	0.00	0.0%
All Other Federal Revenue		8290	0.00	0.00	0.0%
TOTAL, FEDERAL REVENUE			83,033.00	82,225.00	-1.0%
OTHER STATE REVENUE					
Child Nutrition Programs		8520	11,553.00	5,526.00	-52.2%
All Other State Revenue		8590	0.00	0.00	0.0%
TOTAL, OTHER STATE REVENUE			11,553.00	5,526.00	-52.2%
OTHER LOCAL REVENUE					
Other Local Revenue					
Sales					
Sale of Equipment/Supplies		8631	0.00	0.00	0.0%
Food Service Sales		8634	0.00	400.00	New
Leases and Rentals		8650	0.00	0.00	0.0%
Interest		8660	500.00	500.00	0.0%
Net Increase (Decrease) in the Fair Value of Investments		8662	0.00	0.00	0.0%
Fees and Contracts					
Interagency Services		8677	0.00	0.00	0.0%
Other Local Revenue					
All Other Local Revenue		8699	0.00	0.00	0.0%
TOTAL, OTHER LOCAL REVENUE			500.00	900.00	80.0%
TOTAL, REVENUES			95,086.00	88,651.00	-6.8%

Description	Resource Codes	Object Codes	2019-20 Estimated Actuals	2020-21 Budget	Percent Difference
CERTIFICATED SALARIES					
Certificated Supervisors' and Administrators' Salaries		1300	0.00	0.00	0.0%
Other Certificated Salaries		1900	0.00	0.00	0.0%
TOTAL, CERTIFICATED SALARIES			0.00	0.00	0.0%
CLASSIFIED SALARIES					
Classified Support Salaries		2200	64,668.00	39,561.00	-38.8%
Classified Supervisors' and Administrators' Salaries		2300	0.00	0.00	0.0%
Clerical, Technical and Office Salaries		2400	0.00	0.00	0.0%
Other Classified Salaries		2900	0.00	0.00	0.0%
TOTAL, CLASSIFIED SALARIES			64,668.00	39,561.00	-38.8%
EMPLOYEE BENEFITS					
STRS		3101-3102	0.00	0.00	0.0%
PERS		3201-3202	12,682.00	7,508.00	-40.8%
OASDI/Medicare/Alternative		3301-3302	4,947.00	3,027.00	-38.8%
Health and Welfare Benefits		3401-3402	23,173.00	12,962.00	-44.1%
Unemployment Insurance		3501-3502	32.00	20.00	-37.5%
Workers' Compensation		3601-3602	1,313.00	843.00	-35.8%
OPEB, Allocated		3701-3702	0.00	0.00	0.0%
OPEB, Active Employees		3751-3752	0.00	0.00	0.0%
Other Employee Benefits		3901-3902	0.00	0.00	0.0%
TOTAL, EMPLOYEE BENEFITS			42,147.00	24,360.00	-42.2%
BOOKS AND SUPPLIES					
Books and Other Reference Materials		4200	0.00	0.00	0.0%
Materials and Supplies		4300	1,414.00	1,414.00	0.0%
Noncapitalized Equipment		4400	5,543.00	0.00	-100.0%
Food		4700	58,829.00	53,123.00	-9.7%
TOTAL, BOOKS AND SUPPLIES			65,786.00	54,537.00	-17.1%

Description	Resource Codes	Object Codes	2019-20 Estimated Actuals	2020-21 Budget	Percent Difference
SERVICES AND OTHER OPERATING EXPENDITURES					
Subagreements for Services		5100	0.00	0.00	0.0%
Travel and Conferences		5200	0.00	0.00	0.0%
Dues and Memberships		5300	0.00	0.00	0.0%
Insurance		5400-5450	0.00	0.00	0.0%
Operations and Housekeeping Services		5500	3,059.00	3,231.00	5.6%
Rentals, Leases, Repairs, and Noncapitalized Improvements		5600	2,578.00	2,578.00	0.0%
Transfers of Direct Costs		5710	0.00	0.00	0.0%
Transfers of Direct Costs - Interfund		5750	0.00	0.00	0.0%
Professional/Consulting Services and Operating Expenditures		5800	500.00	500.00	0.0%
Communications		5900	0.00	0.00	0.0%
TOTAL, SERVICES AND OTHER OPERATING EXPENDITURES			6,137.00	6,309.00	2.8%
CAPITAL OUTLAY					
Buildings and Improvements of Buildings		6200	0.00	0.00	0.0%
Equipment		6400	0.00	0.00	0.0%
Equipment Replacement		6500	0.00	0.00	0.0%
TOTAL, CAPITAL OUTLAY			0.00	0.00	0.0%
OTHER OUTGO (excluding Transfers of Indirect Costs)					
Debt Service					
Debt Service - Interest		7438	0.00	0.00	0.0%
Other Debt Service - Principal		7439	0.00	0.00	0.0%
TOTAL, OTHER OUTGO (excluding Transfers of Indirect Costs)			0.00	0.00	0.0%
OTHER OUTGO - TRANSFERS OF INDIRECT COSTS					
Transfers of Indirect Costs - Interfund		7350	0.00	0.00	0.0%
TOTAL, OTHER OUTGO - TRANSFERS OF INDIRECT COSTS			0.00	0.00	0.0%
TOTAL, EXPENDITURES			178,738.00	124,767.00	-30.2%

Description	Resource Codes	Object Codes	2019-20 Estimated Actuals	2020-21 Budget	Percent Difference
INTERFUND TRANSFERS					
INTERFUND TRANSFERS IN					
From: General Fund		8916	77,147.00	36,116.00	-53.2%
Other Authorized Interfund Transfers In		8919	0.00	0.00	0.0%
(a) TOTAL, INTERFUND TRANSFERS IN			77,147.00	36,116.00	-53.2%
INTERFUND TRANSFERS OUT					
Other Authorized Interfund Transfers Out		7619	0.00	0.00	0.0%
(b) TOTAL, INTERFUND TRANSFERS OUT			0.00	0.00	0.0%
OTHER SOURCES/USES					
SOURCES					
Other Sources					
Transfers from Funds of Lapsed/Reorganized LEAs		8965	0.00	0.00	0.0%
Long-Term Debt Proceeds					
Proceeds from Capital Leases		8972	0.00	0.00	0.0%
All Other Financing Sources		8979	0.00	0.00	0.0%
(c) TOTAL, SOURCES			0.00	0.00	0.0%
USES					
Transfers of Funds from Lapsed/Reorganized LEAs		7651	0.00	0.00	0.0%
All Other Financing Uses		7699	0.00	0.00	0.0%
(d) TOTAL, USES			0.00	0.00	0.0%
CONTRIBUTIONS					
Contributions from Unrestricted Revenues		8980	0.00	0.00	0.0%
Contributions from Restricted Revenues		8990	0.00	0.00	0.0%
(e) TOTAL, CONTRIBUTIONS			0.00	0.00	0.0%
TOTAL, OTHER FINANCING SOURCES/USES (a - b + c - d + e)			77,147.00	36,116.00	-53.2%

Description	Function Codes	Object Codes	2019-20 Estimated Actuals	2020-21 Budget	Percent Difference
A. REVENUES					
1) LCFF Sources		8010-8099	0.00	0.00	0.0%
2) Federal Revenue		8100-8299	83,033.00	82,225.00	-1.0%
3) Other State Revenue		8300-8599	11,553.00	5,526.00	-52.2%
4) Other Local Revenue		8600-8799	500.00	900.00	80.0%
5) TOTAL, REVENUES			95,086.00	88,651.00	-6.8%
B. EXPENDITURES (Objects 1000-7999)					
1) Instruction	1000-1999		0.00	0.00	0.0%
2) Instruction - Related Services	2000-2999		0.00	0.00	0.0%
3) Pupil Services	3000-3999		175,679.00	121,536.00	-30.8%
4) Ancillary Services	4000-4999		0.00	0.00	0.0%
5) Community Services	5000-5999		0.00	0.00	0.0%
6) Enterprise	6000-6999		0.00	0.00	0.0%
7) General Administration	7000-7999		0.00	0.00	0.0%
8) Plant Services	8000-8999		3,059.00	3,231.00	5.6%
9) Other Outgo	9000-9999	Except 7600-7699	0.00	0.00	0.0%
10) TOTAL, EXPENDITURES			178,738.00	124,767.00	-30.2%
C. EXCESS (DEFICIENCY) OF REVENUES OVER EXPENDITURES BEFORE OTHER FINANCING SOURCES AND USES (A5 - B10)			(83,652.00)	(36,116.00)	-56.8%
D. OTHER FINANCING SOURCES/USES					
1) Interfund Transfers					
a) Transfers In		8900-8929	77,147.00	36,116.00	-53.2%
b) Transfers Out		7600-7629	0.00	0.00	0.0%
2) Other Sources/Uses					
a) Sources		8930-8979	0.00	0.00	0.0%
b) Uses		7630-7699	0.00	0.00	0.0%
3) Contributions		8980-8999	0.00	0.00	0.0%
4) TOTAL, OTHER FINANCING SOURCES/USES			77,147.00	36,116.00	-53.2%

Description	Function Codes	Object Codes	2019-20 Estimated Actuals	2020-21 Budget	Percent Difference
E. NET INCREASE (DECREASE) IN FUND BALANCE (C + D4)			(6,505.00)	0.00	-100.0%
F. FUND BALANCE, RESERVES					
1) Beginning Fund Balance					
a) As of July 1 - Unaudited		9791	25,340.49	18,835.49	-25.7%
b) Audit Adjustments		9793	0.00	0.00	0.0%
c) As of July 1 - Audited (F1a + F1b)			25,340.49	18,835.49	-25.7%
d) Other Restatements		9795	0.00	0.00	0.0%
e) Adjusted Beginning Balance (F1c + F1d)			25,340.49	18,835.49	-25.7%
2) Ending Balance, June 30 (E + F1e)			18,835.49	18,835.49	0.0%
Components of Ending Fund Balance					
a) Nonspendable					
Revolving Cash		9711	0.00	0.00	0.0%
Stores		9712	0.00	0.00	0.0%
Prepaid Items		9713	0.00	0.00	0.0%
All Others		9719	0.00	0.00	0.0%
b) Restricted		9740	18,835.49	18,835.49	0.0%
c) Committed					
Stabilization Arrangements		9750	0.00	0.00	0.0%
Other Commitments (by Resource/Object)		9760	0.00	0.00	0.0%
d) Assigned					
Other Assignments (by Resource/Object)		9780	0.00	0.00	0.0%
e) Unassigned/Unappropriated					
Reserve for Economic Uncertainties		9789	0.00	0.00	0.0%
Unassigned/Unappropriated Amount		9790	0.00	0.00	0.0%

Resource	Description	2019-20 Estimated Actuals	2020-21 Budget
5310	Child Nutrition: School Programs (e.g., School Lunch, School I	18,835.49	18,835.49
Total, Restricted Balance		18,835.49	18,835.49

Description	Resource Codes	Object Codes	2019-20 Estimated Actuals	2020-21 Budget	Percent Difference
A. REVENUES					
1) LCFF Sources		8010-8099	0.00	0.00	0.0%
2) Federal Revenue		8100-8299	0.00	0.00	0.0%
3) Other State Revenue		8300-8599	0.00	0.00	0.0%
4) Other Local Revenue		8600-8799	3,200.00	3,200.00	0.0%
5) TOTAL, REVENUES			3,200.00	3,200.00	0.0%
B. EXPENDITURES					
1) Certificated Salaries		1000-1999	0.00	0.00	0.0%
2) Classified Salaries		2000-2999	0.00	0.00	0.0%
3) Employee Benefits		3000-3999	0.00	0.00	0.0%
4) Books and Supplies		4000-4999	0.00	0.00	0.0%
5) Services and Other Operating Expenditures		5000-5999	0.00	0.00	0.0%
6) Capital Outlay		6000-6999	0.00	0.00	0.0%
7) Other Outgo (excluding Transfers of Indirect Costs)		7100-7299, 7400-7499	0.00	0.00	0.0%
8) Other Outgo - Transfers of Indirect Costs		7300-7399	0.00	0.00	0.0%
9) TOTAL, EXPENDITURES			0.00	0.00	0.0%
C. EXCESS (DEFICIENCY) OF REVENUES OVER EXPENDITURES BEFORE OTHER FINANCING SOURCES AND USES (A5 - B9)			3,200.00	3,200.00	0.0%
D. OTHER FINANCING SOURCES/USES					
1) Interfund Transfers					
a) Transfers In		8900-8929	0.00	0.00	0.0%
b) Transfers Out		7600-7629	41,511.00	14,715.00	-64.6%
2) Other Sources/Uses					
a) Sources		8930-8979	0.00	0.00	0.0%
b) Uses		7630-7699	0.00	0.00	0.0%
3) Contributions		8980-8999	0.00	0.00	0.0%
4) TOTAL, OTHER FINANCING SOURCES/USES			(41,511.00)	(14,715.00)	-64.6%

Description	Resource Codes	Object Codes	2019-20 Estimated Actuals	2020-21 Budget	Percent Difference
E. NET INCREASE (DECREASE) IN FUND BALANCE (C + D4)			(38,311.00)	(11,515.00)	-69.9%
F. FUND BALANCE, RESERVES					
1) Beginning Fund Balance					
a) As of July 1 - Unaudited		9791	180,820.91	142,509.91	-21.2%
b) Audit Adjustments		9793	0.00	0.00	0.0%
c) As of July 1 - Audited (F1a + F1b)			180,820.91	142,509.91	-21.2%
d) Other Restatements		9795	0.00	0.00	0.0%
e) Adjusted Beginning Balance (F1c + F1d)			180,820.91	142,509.91	-21.2%
2) Ending Balance, June 30 (E + F1e)			142,509.91	130,994.91	-8.1%
Components of Ending Fund Balance					
a) Nonspendable					
Revolving Cash		9711	0.00	0.00	0.0%
Stores		9712	0.00	0.00	0.0%
Prepaid Items		9713	0.00	0.00	0.0%
All Others		9719	0.00	0.00	0.0%
b) Restricted		9740	0.00	0.00	0.0%
c) Committed					
Stabilization Arrangements		9750	0.00	0.00	0.0%
Other Commitments		9760	0.00	0.00	0.0%
d) Assigned					
Other Assignments		9780	0.00	0.00	0.0%
e) Unassigned/Unappropriated					
Reserve for Economic Uncertainties		9789	142,509.91	130,994.91	-8.1%
Unassigned/Unappropriated Amount		9790	0.00	0.00	0.0%

Description	Resource Codes	Object Codes	2019-20 Estimated Actuals	2020-21 Budget	Percent Difference
G. ASSETS					
1) Cash					
a) in County Treasury		9110	142,509.91		
1) Fair Value Adjustment to Cash in County Treasury		9111	0.00		
b) in Banks		9120	0.00		
c) in Revolving Cash Account		9130	0.00		
d) with Fiscal Agent/Trustee		9135	0.00		
e) Collections Awaiting Deposit		9140	0.00		
2) Investments		9150	0.00		
3) Accounts Receivable		9200	0.00		
4) Due from Grantor Government		9290	0.00		
5) Due from Other Funds		9310	0.00		
6) Stores		9320	0.00		
7) Prepaid Expenditures		9330	0.00		
8) Other Current Assets		9340	0.00		
9) TOTAL, ASSETS			142,509.91		
H. DEFERRED OUTFLOWS OF RESOURCES					
1) Deferred Outflows of Resources		9490	0.00		
2) TOTAL, DEFERRED OUTFLOWS			0.00		
I. LIABILITIES					
1) Accounts Payable		9500	0.00		
2) Due to Grantor Governments		9590	0.00		
3) Due to Other Funds		9610	0.00		
4) Current Loans		9640			
5) Unearned Revenue		9650	0.00		
6) TOTAL, LIABILITIES			0.00		
J. DEFERRED INFLOWS OF RESOURCES					
1) Deferred Inflows of Resources		9690	0.00		
2) TOTAL, DEFERRED INFLOWS			0.00		
K. FUND EQUITY					
Ending Fund Balance, June 30 (G9 + H2) - (I6 + J2)			142,509.91		

Description	Resource Codes	Object Codes	2019-20 Estimated Actuals	2020-21 Budget	Percent Difference
OTHER LOCAL REVENUE					
Other Local Revenue					
Sales					
Sale of Equipment/Supplies		8631	0.00	0.00	0.0%
Interest		8660	3,200.00	3,200.00	0.0%
Net Increase (Decrease) in the Fair Value of Investments		8662	0.00	0.00	0.0%
TOTAL, OTHER LOCAL REVENUE			3,200.00	3,200.00	0.0%
TOTAL, REVENUES			3,200.00	3,200.00	0.0%

Description	Resource Codes	Object Codes	2019-20 Estimated Actuals	2020-21 Budget	Percent Difference
INTERFUND TRANSFERS					
INTERFUND TRANSFERS IN					
From: General Fund/CSSF		8912	0.00	0.00	0.0%
Other Authorized Interfund Transfers In		8919	0.00	0.00	0.0%
(a) TOTAL, INTERFUND TRANSFERS IN			0.00	0.00	0.0%
INTERFUND TRANSFERS OUT					
To: General Fund/CSSF		7612	41,511.00	14,715.00	-64.6%
To: State School Building Fund/ County School Facilities Fund		7613	0.00	0.00	0.0%
Other Authorized Interfund Transfers Out		7619	0.00	0.00	0.0%
(b) TOTAL, INTERFUND TRANSFERS OUT			41,511.00	14,715.00	-64.6%
OTHER SOURCES/USES					
SOURCES					
Other Sources					
Transfers from Funds of Lapsed/Reorganized LEAs		8965	0.00	0.00	0.0%
(c) TOTAL, SOURCES			0.00	0.00	0.0%
USES					
Transfers of Funds from Lapsed/Reorganized LEAs		7651	0.00	0.00	0.0%
(d) TOTAL, USES			0.00	0.00	0.0%
CONTRIBUTIONS					
Contributions from Restricted Revenues		8990	0.00	0.00	0.0%
(e) TOTAL, CONTRIBUTIONS			0.00	0.00	0.0%
TOTAL, OTHER FINANCING SOURCES/USES (a - b + c - d + e)			(41,511.00)	(14,715.00)	-64.6%

Description	Function Codes	Object Codes	2019-20 Estimated Actuals	2020-21 Budget	Percent Difference
A. REVENUES					
1) LCFF Sources		8010-8099	0.00	0.00	0.0%
2) Federal Revenue		8100-8299	0.00	0.00	0.0%
3) Other State Revenue		8300-8599	0.00	0.00	0.0%
4) Other Local Revenue		8600-8799	3,200.00	3,200.00	0.0%
5) TOTAL, REVENUES			3,200.00	3,200.00	0.0%
B. EXPENDITURES (Objects 1000-7999)					
1) Instruction	1000-1999		0.00	0.00	0.0%
2) Instruction - Related Services	2000-2999		0.00	0.00	0.0%
3) Pupil Services	3000-3999		0.00	0.00	0.0%
4) Ancillary Services	4000-4999		0.00	0.00	0.0%
5) Community Services	5000-5999		0.00	0.00	0.0%
6) Enterprise	6000-6999		0.00	0.00	0.0%
7) General Administration	7000-7999		0.00	0.00	0.0%
8) Plant Services	8000-8999		0.00	0.00	0.0%
9) Other Outgo	9000-9999	Except 7600-7699	0.00	0.00	0.0%
10) TOTAL, EXPENDITURES			0.00	0.00	0.0%
C. EXCESS (DEFICIENCY) OF REVENUES OVER EXPENDITURES BEFORE OTHER FINANCING SOURCES AND USES (A5 - B10)			3,200.00	3,200.00	0.0%
D. OTHER FINANCING SOURCES/USES					
1) Interfund Transfers					
a) Transfers In		8900-8929	0.00	0.00	0.0%
b) Transfers Out		7600-7629	41,511.00	14,715.00	-64.6%
2) Other Sources/Uses					
a) Sources		8930-8979	0.00	0.00	0.0%
b) Uses		7630-7699	0.00	0.00	0.0%
3) Contributions		8980-8999	0.00	0.00	0.0%
4) TOTAL, OTHER FINANCING SOURCES/USES			(41,511.00)	(14,715.00)	-64.6%

Description	Function Codes	Object Codes	2019-20 Estimated Actuals	2020-21 Budget	Percent Difference
E. NET INCREASE (DECREASE) IN FUND BALANCE (C + D4)			(38,311.00)	(11,515.00)	-69.9%
F. FUND BALANCE, RESERVES					
1) Beginning Fund Balance					
a) As of July 1 - Unaudited		9791	180,820.91	142,509.91	-21.2%
b) Audit Adjustments		9793	0.00	0.00	0.0%
c) As of July 1 - Audited (F1a + F1b)			180,820.91	142,509.91	-21.2%
d) Other Restatements		9795	0.00	0.00	0.0%
e) Adjusted Beginning Balance (F1c + F1d)			180,820.91	142,509.91	-21.2%
2) Ending Balance, June 30 (E + F1e)			142,509.91	130,994.91	-8.1%
Components of Ending Fund Balance					
a) Nonspendable					
Revolving Cash		9711	0.00	0.00	0.0%
Stores		9712	0.00	0.00	0.0%
Prepaid Items		9713	0.00	0.00	0.0%
All Others		9719	0.00	0.00	0.0%
b) Restricted		9740	0.00	0.00	0.0%
c) Committed					
Stabilization Arrangements		9750	0.00	0.00	0.0%
Other Commitments (by Resource/Object)		9760	0.00	0.00	0.0%
d) Assigned					
Other Assignments (by Resource/Object)		9780	0.00	0.00	0.0%
e) Unassigned/Unappropriated					
Reserve for Economic Uncertainties		9789	142,509.91	130,994.91	-8.1%
Unassigned/Unappropriated Amount		9790	0.00	0.00	0.0%

Resource	Description	2019-20 Estimated Actuals	2020-21 Budget
	Total, Restricted Balance	0.00	0.00

Description	Resource Codes	Object Codes	2019-20 Estimated Actuals	2020-21 Budget	Percent Difference
A. REVENUES					
1) LCFF Sources		8010-8099	0.00	0.00	0.0%
2) Federal Revenue		8100-8299	0.00	0.00	0.0%
3) Other State Revenue		8300-8599	0.00	0.00	0.0%
4) Other Local Revenue		8600-8799	180.00	180.00	0.0%
5) TOTAL, REVENUES			180.00	180.00	0.0%
B. EXPENDITURES					
1) Certificated Salaries		1000-1999	0.00	0.00	0.0%
2) Classified Salaries		2000-2999	0.00	0.00	0.0%
3) Employee Benefits		3000-3999	0.00	0.00	0.0%
4) Books and Supplies		4000-4999	0.00	0.00	0.0%
5) Services and Other Operating Expenditures		5000-5999	0.00	0.00	0.0%
6) Capital Outlay		6000-6999	0.00	0.00	0.0%
7) Other Outgo (excluding Transfers of Indirect Costs)		7100-7299, 7400-7499	0.00	0.00	0.0%
8) Other Outgo - Transfers of Indirect Costs		7300-7399	0.00	0.00	0.0%
9) TOTAL, EXPENDITURES			0.00	0.00	0.0%
C. EXCESS (DEFICIENCY) OF REVENUES OVER EXPENDITURES BEFORE OTHER FINANCING SOURCES AND USES (A5 - B9)			180.00	180.00	0.0%
D. OTHER FINANCING SOURCES/USES					
1) Interfund Transfers					
a) Transfers In		8900-8929	0.00	0.00	0.0%
b) Transfers Out		7600-7629	0.00	0.00	0.0%
2) Other Sources/Uses					
a) Sources		8930-8979	0.00	0.00	0.0%
b) Uses		7630-7699	0.00	0.00	0.0%
3) Contributions		8980-8999	0.00	0.00	0.0%
4) TOTAL, OTHER FINANCING SOURCES/USES			0.00	0.00	0.0%

Description	Resource Codes	Object Codes	2019-20 Estimated Actuals	2020-21 Budget	Percent Difference
E. NET INCREASE (DECREASE) IN FUND BALANCE (C + D4)			180.00	180.00	0.0%
F. FUND BALANCE, RESERVES					
1) Beginning Fund Balance					
a) As of July 1 - Unaudited		9791	10,201.14	10,381.14	1.8%
b) Audit Adjustments		9793	0.00	0.00	0.0%
c) As of July 1 - Audited (F1a + F1b)			10,201.14	10,381.14	1.8%
d) Other Restatements		9795	0.00	0.00	0.0%
e) Adjusted Beginning Balance (F1c + F1d)			10,201.14	10,381.14	1.8%
2) Ending Balance, June 30 (E + F1e)			10,381.14	10,561.14	1.7%
Components of Ending Fund Balance					
a) Nonspendable					
Revolving Cash		9711	0.00	0.00	0.0%
Stores		9712	0.00	0.00	0.0%
Prepaid Items		9713	0.00	0.00	0.0%
All Others		9719	0.00	0.00	0.0%
b) Restricted		9740	10,381.14	10,561.14	1.7%
c) Committed					
Stabilization Arrangements		9750	0.00	0.00	0.0%
Other Commitments		9760	0.00	0.00	0.0%
d) Assigned					
Other Assignments		9780	0.00	0.00	0.0%
e) Unassigned/Unappropriated					
Reserve for Economic Uncertainties		9789	0.00	0.00	0.0%
Unassigned/Unappropriated Amount		9790	0.00	0.00	0.0%

Description	Resource Codes	Object Codes	2019-20 Estimated Actuals	2020-21 Budget	Percent Difference
G. ASSETS					
1) Cash					
a) in County Treasury		9110	10,381.14		
1) Fair Value Adjustment to Cash in County Treasury		9111	0.00		
b) in Banks		9120	0.00		
c) in Revolving Cash Account		9130	0.00		
d) with Fiscal Agent/Trustee		9135	0.00		
e) Collections Awaiting Deposit		9140	0.00		
2) Investments		9150	0.00		
3) Accounts Receivable		9200	0.00		
4) Due from Grantor Government		9290	0.00		
5) Due from Other Funds		9310	0.00		
6) Stores		9320	0.00		
7) Prepaid Expenditures		9330	0.00		
8) Other Current Assets		9340	0.00		
9) TOTAL, ASSETS			10,381.14		
H. DEFERRED OUTFLOWS OF RESOURCES					
1) Deferred Outflows of Resources		9490	0.00		
2) TOTAL, DEFERRED OUTFLOWS			0.00		
I. LIABILITIES					
1) Accounts Payable		9500	0.00		
2) Due to Grantor Governments		9590	0.00		
3) Due to Other Funds		9610	0.00		
4) Current Loans		9640	0.00		
5) Unearned Revenue		9650	0.00		
6) TOTAL, LIABILITIES			0.00		
J. DEFERRED INFLOWS OF RESOURCES					
1) Deferred Inflows of Resources		9690	0.00		
2) TOTAL, DEFERRED INFLOWS			0.00		
K. FUND EQUITY					
Ending Fund Balance, June 30 (G9 + H2) - (I6 + J2)			10,381.14		

Description	Resource Codes	Object Codes	2019-20 Estimated Actuals	2020-21 Budget	Percent Difference
FEDERAL REVENUE					
All Other Federal Revenue		8290	0.00	0.00	0.0%
TOTAL, FEDERAL REVENUE			0.00	0.00	0.0%
OTHER STATE REVENUE					
School Facilities Apportionments		8545	0.00	0.00	0.0%
Pass-Through Revenues from State Sources		8587	0.00	0.00	0.0%
All Other State Revenue		8590	0.00	0.00	0.0%
TOTAL, OTHER STATE REVENUE			0.00	0.00	0.0%
OTHER LOCAL REVENUE					
Sales					
Sale of Equipment/Supplies		8631	0.00	0.00	0.0%
Leases and Rentals		8650	0.00	0.00	0.0%
Interest		8660	180.00	180.00	0.0%
Net Increase (Decrease) in the Fair Value of Investments		8662	0.00	0.00	0.0%
Other Local Revenue					
All Other Local Revenue		8699	0.00	0.00	0.0%
All Other Transfers In from All Others		8799	0.00	0.00	0.0%
TOTAL, OTHER LOCAL REVENUE			180.00	180.00	0.0%
TOTAL, REVENUES			180.00	180.00	0.0%

Description	Resource Codes	Object Codes	2019-20 Estimated Actuals	2020-21 Budget	Percent Difference
CLASSIFIED SALARIES					
Classified Support Salaries		2200	0.00	0.00	0.0%
Classified Supervisors' and Administrators' Salaries		2300	0.00	0.00	0.0%
Clerical, Technical and Office Salaries		2400	0.00	0.00	0.0%
Other Classified Salaries		2900	0.00	0.00	0.0%
TOTAL, CLASSIFIED SALARIES			0.00	0.00	0.0%
EMPLOYEE BENEFITS					
STRS		3101-3102	0.00	0.00	0.0%
PERS		3201-3202	0.00	0.00	0.0%
OASDI/Medicare/Alternative		3301-3302	0.00	0.00	0.0%
Health and Welfare Benefits		3401-3402	0.00	0.00	0.0%
Unemployment Insurance		3501-3502	0.00	0.00	0.0%
Workers' Compensation		3601-3602	0.00	0.00	0.0%
OPEB, Allocated		3701-3702	0.00	0.00	0.0%
OPEB, Active Employees		3751-3752	0.00	0.00	0.0%
Other Employee Benefits		3901-3902	0.00	0.00	0.0%
TOTAL, EMPLOYEE BENEFITS			0.00	0.00	0.0%
BOOKS AND SUPPLIES					
Books and Other Reference Materials		4200	0.00	0.00	0.0%
Materials and Supplies		4300	0.00	0.00	0.0%
Noncapitalized Equipment		4400	0.00	0.00	0.0%
TOTAL, BOOKS AND SUPPLIES			0.00	0.00	0.0%

Description	Resource Codes	Object Codes	2019-20 Estimated Actuals	2020-21 Budget	Percent Difference
SERVICES AND OTHER OPERATING EXPENDITURES					
Subagreements for Services		5100	0.00	0.00	0.0%
Travel and Conferences		5200	0.00	0.00	0.0%
Insurance		5400-5450	0.00	0.00	0.0%
Operations and Housekeeping Services		5500	0.00	0.00	0.0%
Rentals, Leases, Repairs, and Noncapitalized Improvements		5600	0.00	0.00	0.0%
Transfers of Direct Costs		5710	0.00	0.00	0.0%
Transfers of Direct Costs - Interfund		5750	0.00	0.00	0.0%
Professional/Consulting Services and Operating Expenditures		5800	0.00	0.00	0.0%
Communications		5900	0.00	0.00	0.0%
TOTAL, SERVICES AND OTHER OPERATING EXPENDITURES			0.00	0.00	0.0%
CAPITAL OUTLAY					
Land		6100	0.00	0.00	0.0%
Land Improvements		6170	0.00	0.00	0.0%
Buildings and Improvements of Buildings		6200	0.00	0.00	0.0%
Books and Media for New School Libraries or Major Expansion of School Libraries		6300	0.00	0.00	0.0%
Equipment		6400	0.00	0.00	0.0%
Equipment Replacement		6500	0.00	0.00	0.0%
TOTAL, CAPITAL OUTLAY			0.00	0.00	0.0%
OTHER OUTGO (excluding Transfers of Indirect Costs)					
Other Transfers Out					
Transfers of Pass-Through Revenues To Districts or Charter Schools		7211	0.00	0.00	0.0%
To County Offices		7212	0.00	0.00	0.0%
To JPAs		7213	0.00	0.00	0.0%
All Other Transfers Out to All Others		7299	0.00	0.00	0.0%
Debt Service					
Debt Service - Interest		7438	0.00	0.00	0.0%
Other Debt Service - Principal		7439	0.00	0.00	0.0%
TOTAL, OTHER OUTGO (excluding Transfers of Indirect Costs)			0.00	0.00	0.0%
TOTAL, EXPENDITURES			0.00	0.00	0.0%

Description	Resource Codes	Object Codes	2019-20 Estimated Actuals	2020-21 Budget	Percent Difference
INTERFUND TRANSFERS					
INTERFUND TRANSFERS IN					
To: State School Building Fund/ County School Facilities Fund From: All Other Funds		8913	0.00	0.00	0.0%
Other Authorized Interfund Transfers In		8919	0.00	0.00	0.0%
(a) TOTAL, INTERFUND TRANSFERS IN			0.00	0.00	0.0%
INTERFUND TRANSFERS OUT					
To: State School Building Fund/ County School Facilities Fund		7613	0.00	0.00	0.0%
Other Authorized Interfund Transfers Out		7619	0.00	0.00	0.0%
(b) TOTAL, INTERFUND TRANSFERS OUT			0.00	0.00	0.0%

Description	Resource Codes	Object Codes	2019-20 Estimated Actuals	2020-21 Budget	Percent Difference
OTHER SOURCES/USES					
SOURCES					
Proceeds					
Proceeds from Disposal of Capital Assets		8953	0.00	0.00	0.0%
Other Sources					
Transfers from Funds of Lapsed/Reorganized LEAs		8965	0.00	0.00	0.0%
Long-Term Debt Proceeds					
Proceeds from Certificates of Participation		8971	0.00	0.00	0.0%
Proceeds from Capital Leases		8972	0.00	0.00	0.0%
Proceeds from Lease Revenue Bonds		8973	0.00	0.00	0.0%
All Other Financing Sources		8979	0.00	0.00	0.0%
(c) TOTAL, SOURCES			0.00	0.00	0.0%
USES					
Transfers of Funds from Lapsed/Reorganized LEAs		7651	0.00	0.00	0.0%
(d) TOTAL, USES			0.00	0.00	0.0%
CONTRIBUTIONS					
Contributions from Unrestricted Revenues		8980	0.00	0.00	0.0%
Contributions from Restricted Revenues		8990	0.00	0.00	0.0%
(e) TOTAL, CONTRIBUTIONS			0.00	0.00	0.0%
TOTAL, OTHER FINANCING SOURCES/USES (a - b + c - d + e)			0.00	0.00	0.0%

Description	Function Codes	Object Codes	2019-20 Estimated Actuals	2020-21 Budget	Percent Difference
A. REVENUES					
1) LCFF Sources		8010-8099	0.00	0.00	0.0%
2) Federal Revenue		8100-8299	0.00	0.00	0.0%
3) Other State Revenue		8300-8599	0.00	0.00	0.0%
4) Other Local Revenue		8600-8799	180.00	180.00	0.0%
5) TOTAL, REVENUES			180.00	180.00	0.0%
B. EXPENDITURES (Objects 1000-7999)					
1) Instruction	1000-1999		0.00	0.00	0.0%
2) Instruction - Related Services	2000-2999		0.00	0.00	0.0%
3) Pupil Services	3000-3999		0.00	0.00	0.0%
4) Ancillary Services	4000-4999		0.00	0.00	0.0%
5) Community Services	5000-5999		0.00	0.00	0.0%
6) Enterprise	6000-6999		0.00	0.00	0.0%
7) General Administration	7000-7999		0.00	0.00	0.0%
8) Plant Services	8000-8999		0.00	0.00	0.0%
9) Other Outgo	9000-9999	Except 7600-7699	0.00	0.00	0.0%
10) TOTAL, EXPENDITURES			0.00	0.00	0.0%
C. EXCESS (DEFICIENCY) OF REVENUES OVER EXPENDITURES BEFORE OTHER FINANCING SOURCES AND USES (A5 - B10)			180.00	180.00	0.0%
D. OTHER FINANCING SOURCES/USES					
1) Interfund Transfers					
a) Transfers In		8900-8929	0.00	0.00	0.0%
b) Transfers Out		7600-7629	0.00	0.00	0.0%
2) Other Sources/Uses					
a) Sources		8930-8979	0.00	0.00	0.0%
b) Uses		7630-7699	0.00	0.00	0.0%
3) Contributions		8980-8999	0.00	0.00	0.0%
4) TOTAL, OTHER FINANCING SOURCES/USES			0.00	0.00	0.0%

Description	Function Codes	Object Codes	2019-20 Estimated Actuals	2020-21 Budget	Percent Difference
E. NET INCREASE (DECREASE) IN FUND BALANCE (C + D4)			180.00	180.00	0.0%
F. FUND BALANCE, RESERVES					
1) Beginning Fund Balance					
a) As of July 1 - Unaudited		9791	10,201.14	10,381.14	1.8%
b) Audit Adjustments		9793	0.00	0.00	0.0%
c) As of July 1 - Audited (F1a + F1b)			10,201.14	10,381.14	1.8%
d) Other Restatements		9795	0.00	0.00	0.0%
e) Adjusted Beginning Balance (F1c + F1d)			10,201.14	10,381.14	1.8%
2) Ending Balance, June 30 (E + F1e)			10,381.14	10,561.14	1.7%
Components of Ending Fund Balance					
a) Nonspendable					
Revolving Cash		9711	0.00	0.00	0.0%
Stores		9712	0.00	0.00	0.0%
Prepaid Items		9713	0.00	0.00	0.0%
All Others		9719	0.00	0.00	0.0%
b) Restricted		9740	10,381.14	10,561.14	1.7%
c) Committed					
Stabilization Arrangements		9750	0.00	0.00	0.0%
Other Commitments (by Resource/Object)		9760	0.00	0.00	0.0%
d) Assigned					
Other Assignments (by Resource/Object)		9780	0.00	0.00	0.0%
e) Unassigned/Unappropriated					
Reserve for Economic Uncertainties		9789	0.00	0.00	0.0%
Unassigned/Unappropriated Amount		9790	0.00	0.00	0.0%

Resource	Description	2019-20 Estimated Actuals	2020-21 Budget
7710	State School Facilities Projects	10,381.14	10,561.14
Total, Restricted Balance		10,381.14	10,561.14

Description	Resource Codes	Object Codes	2019-20 Estimated Actuals	2020-21 Budget	Percent Difference
A. REVENUES					
1) LCFF Sources		8010-8099	0.00	0.00	0.0%
2) Federal Revenue		8100-8299	0.00	0.00	0.0%
3) Other State Revenue		8300-8599	0.00	0.00	0.0%
4) Other Local Revenue		8600-8799	75.00	75.00	0.0%
5) TOTAL, REVENUES			75.00	75.00	0.0%
B. EXPENDITURES					
1) Certificated Salaries		1000-1999	0.00	0.00	0.0%
2) Classified Salaries		2000-2999	0.00	0.00	0.0%
3) Employee Benefits		3000-3999	0.00	0.00	0.0%
4) Books and Supplies		4000-4999	0.00	0.00	0.0%
5) Services and Other Operating Expenditures		5000-5999	0.00	0.00	0.0%
6) Capital Outlay		6000-6999	0.00	0.00	0.0%
7) Other Outgo (excluding Transfers of Indirect Costs)		7100-7299, 7400-7499	0.00	0.00	0.0%
8) Other Outgo - Transfers of Indirect Costs		7300-7399	0.00	0.00	0.0%
9) TOTAL, EXPENDITURES			0.00	0.00	0.0%
C. EXCESS (DEFICIENCY) OF REVENUES OVER EXPENDITURES BEFORE OTHER FINANCING SOURCES AND USES (A5 - B9)			75.00	75.00	0.0%
D. OTHER FINANCING SOURCES/USES					
1) Interfund Transfers					
a) Transfers In		8900-8929	0.00	0.00	0.0%
b) Transfers Out		7600-7629	0.00	0.00	0.0%
2) Other Sources/Uses					
a) Sources		8930-8979	0.00	0.00	0.0%
b) Uses		7630-7699	0.00	0.00	0.0%
3) Contributions		8980-8999	0.00	0.00	0.0%
4) TOTAL, OTHER FINANCING SOURCES/USES			0.00	0.00	0.0%

Description	Resource Codes	Object Codes	2019-20 Estimated Actuals	2020-21 Budget	Percent Difference
E. NET INCREASE (DECREASE) IN FUND BALANCE (C + D4)			75.00	75.00	0.0%
F. FUND BALANCE, RESERVES					
1) Beginning Fund Balance					
a) As of July 1 - Unaudited		9791	4,266.56	4,341.56	1.8%
b) Audit Adjustments		9793	0.00	0.00	0.0%
c) As of July 1 - Audited (F1a + F1b)			4,266.56	4,341.56	1.8%
d) Other Restatements		9795	0.00	0.00	0.0%
e) Adjusted Beginning Balance (F1c + F1d)			4,266.56	4,341.56	1.8%
2) Ending Balance, June 30 (E + F1e)			4,341.56	4,416.56	1.7%
Components of Ending Fund Balance					
a) Nonspendable					
Revolving Cash		9711	0.00	0.00	0.0%
Stores		9712	0.00	0.00	0.0%
Prepaid Items		9713	0.00	0.00	0.0%
All Others		9719	0.00	0.00	0.0%
b) Restricted		9740	0.00	0.00	0.0%
c) Committed					
Stabilization Arrangements		9750	0.00	0.00	0.0%
Other Commitments		9760	0.00	0.00	0.0%
d) Assigned					
Other Assignments		9780	4,341.56	4,416.56	1.7%
Capital Outlay	0000	9780		*4,416.56*	
Capital Outlay	0000	9780	*4,341.56*		
e) Unassigned/Unappropriated					
Reserve for Economic Uncertainties		9789	0.00	0.00	0.0%
Unassigned/Unappropriated Amount		9790	0.00	0.00	0.0%

Description	Resource Codes	Object Codes	2019-20 Estimated Actuals	2020-21 Budget	Percent Difference
G. ASSETS					
1) Cash					
a) in County Treasury		9110	4,341.56		
1) Fair Value Adjustment to Cash in County Treasury		9111	0.00		
b) in Banks		9120	0.00		
c) in Revolving Cash Account		9130	0.00		
d) with Fiscal Agent/Trustee		9135	0.00		
e) Collections Awaiting Deposit		9140	0.00		
2) Investments		9150	0.00		
3) Accounts Receivable		9200	0.00		
4) Due from Grantor Government		9290	0.00		
5) Due from Other Funds		9310	0.00		
6) Stores		9320	0.00		
7) Prepaid Expenditures		9330	0.00		
8) Other Current Assets		9340	0.00		
9) TOTAL, ASSETS			4,341.56		
H. DEFERRED OUTFLOWS OF RESOURCES					
1) Deferred Outflows of Resources		9490	0.00		
2) TOTAL, DEFERRED OUTFLOWS			0.00		
I. LIABILITIES					
1) Accounts Payable		9500	0.00		
2) Due to Grantor Governments		9590	0.00		
3) Due to Other Funds		9610	0.00		
4) Current Loans		9640	0.00		
5) Unearned Revenue		9650	0.00		
6) TOTAL, LIABILITIES			0.00		
J. DEFERRED INFLOWS OF RESOURCES					
1) Deferred Inflows of Resources		9690	0.00		
2) TOTAL, DEFERRED INFLOWS			0.00		
K. FUND EQUITY					
Ending Fund Balance, June 30 (G9 + H2) - (I6 + J2)			4,341.56		

Description	Resource Codes	Object Codes	2019-20 Estimated Actuals	2020-21 Budget	Percent Difference
FEDERAL REVENUE					
FEMA		8281	0.00	0.00	0.0%
All Other Federal Revenue		8290	0.00	0.00	0.0%
TOTAL, FEDERAL REVENUE			0.00	0.00	0.0%
OTHER STATE REVENUE					
Pass-Through Revenues from State Sources		8587	0.00	0.00	0.0%
California Clean Energy Jobs Act	6230	8590	0.00	0.00	0.0%
All Other State Revenue	All Other	8590	0.00	0.00	0.0%
TOTAL, OTHER STATE REVENUE			0.00	0.00	0.0%
OTHER LOCAL REVENUE					
Other Local Revenue					
Community Redevelopment Funds Not Subject to LCFF Deduction		8625	0.00	0.00	0.0%
Sales					
Sale of Equipment/Supplies		8631	0.00	0.00	0.0%
Leases and Rentals		8650	0.00	0.00	0.0%
Interest		8660	75.00	75.00	0.0%
Net Increase (Decrease) in the Fair Value of Investments		8662	0.00	0.00	0.0%
Other Local Revenue					
All Other Local Revenue		8699	0.00	0.00	0.0%
All Other Transfers In from All Others		8799	0.00	0.00	0.0%
TOTAL, OTHER LOCAL REVENUE			75.00	75.00	0.0%
TOTAL, REVENUES			75.00	75.00	0.0%

Description	Resource Codes	Object Codes	2019-20 Estimated Actuals	2020-21 Budget	Percent Difference
CLASSIFIED SALARIES					
Classified Support Salaries		2200	0.00	0.00	0.0%
Classified Supervisors' and Administrators' Salaries		2300	0.00	0.00	0.0%
Clerical, Technical and Office Salaries		2400	0.00	0.00	0.0%
Other Classified Salaries		2900	0.00	0.00	0.0%
TOTAL, CLASSIFIED SALARIES			0.00	0.00	0.0%
EMPLOYEE BENEFITS					
STRS		3101-3102	0.00	0.00	0.0%
PERS		3201-3202	0.00	0.00	0.0%
OASDI/Medicare/Alternative		3301-3302	0.00	0.00	0.0%
Health and Welfare Benefits		3401-3402	0.00	0.00	0.0%
Unemployment Insurance		3501-3502	0.00	0.00	0.0%
Workers' Compensation		3601-3602	0.00	0.00	0.0%
OPEB, Allocated		3701-3702	0.00	0.00	0.0%
OPEB, Active Employees		3751-3752	0.00	0.00	0.0%
Other Employee Benefits		3901-3902	0.00	0.00	0.0%
TOTAL, EMPLOYEE BENEFITS			0.00	0.00	0.0%
BOOKS AND SUPPLIES					
Books and Other Reference Materials		4200	0.00	0.00	0.0%
Materials and Supplies		4300	0.00	0.00	0.0%
Noncapitalized Equipment		4400	0.00	0.00	0.0%
TOTAL, BOOKS AND SUPPLIES			0.00	0.00	0.0%

Description	Resource Codes	Object Codes	2019-20 Estimated Actuals	2020-21 Budget	Percent Difference
SERVICES AND OTHER OPERATING EXPENDITURES					
Subagreements for Services		5100	0.00	0.00	0.0%
Travel and Conferences		5200	0.00	0.00	0.0%
Insurance		5400-5450	0.00	0.00	0.0%
Operations and Housekeeping Services		5500	0.00	0.00	0.0%
Rentals, Leases, Repairs, and Noncapitalized Improvements		5600	0.00	0.00	0.0%
Transfers of Direct Costs		5710	0.00	0.00	0.0%
Transfers of Direct Costs - Interfund		5750	0.00	0.00	0.0%
Professional/Consulting Services and Operating Expenditures		5800	0.00	0.00	0.0%
Communications		5900	0.00	0.00	0.0%
TOTAL, SERVICES AND OTHER OPERATING EXPENDITURES			0.00	0.00	0.0%
CAPITAL OUTLAY					
Land		6100	0.00	0.00	0.0%
Land Improvements		6170	0.00	0.00	0.0%
Buildings and Improvements of Buildings		6200	0.00	0.00	0.0%
Books and Media for New School Libraries or Major Expansion of School Libraries		6300	0.00	0.00	0.0%
Equipment		6400	0.00	0.00	0.0%
Equipment Replacement		6500	0.00	0.00	0.0%
TOTAL, CAPITAL OUTLAY			0.00	0.00	0.0%
OTHER OUTGO (excluding Transfers of Indirect Costs)					
Other Transfers Out					
Transfers of Pass-Through Revenues To Districts or Charter Schools		7211	0.00	0.00	0.0%
To County Offices		7212	0.00	0.00	0.0%
To JPAs		7213	0.00	0.00	0.0%
All Other Transfers Out to All Others		7299	0.00	0.00	0.0%
Debt Service					
Debt Service - Interest		7438	0.00	0.00	0.0%
Other Debt Service - Principal		7439	0.00	0.00	0.0%
TOTAL, OTHER OUTGO (excluding Transfers of Indirect Costs)			0.00	0.00	0.0%
TOTAL, EXPENDITURES			0.00	0.00	0.0%

Description	Resource Codes	Object Codes	2019-20 Estimated Actuals	2020-21 Budget	Percent Difference
INTERFUND TRANSFERS					
INTERFUND TRANSFERS IN					
From: General Fund/CSSF		8912	0.00	0.00	0.0%
Other Authorized Interfund Transfers In		8919	0.00	0.00	0.0%
(a) TOTAL, INTERFUND TRANSFERS IN			0.00	0.00	0.0%
INTERFUND TRANSFERS OUT					
To: General Fund/CSSF		7612	0.00	0.00	0.0%
To: State School Building Fund/ County School Facilities Fund		7613	0.00	0.00	0.0%
Other Authorized Interfund Transfers Out		7619	0.00	0.00	0.0%
(b) TOTAL, INTERFUND TRANSFERS OUT			0.00	0.00	0.0%

Description	Resource Codes	Object Codes	2019-20 Estimated Actuals	2020-21 Budget	Percent Difference
OTHER SOURCES/USES					
SOURCES					
Proceeds					
Proceeds from Disposal of Capital Assets		8953	0.00	0.00	0.0%
Other Sources					
Transfers from Funds of Lapsed/Reorganized LEAs		8965	0.00	0.00	0.0%
Long-Term Debt Proceeds					
Proceeds from Certificates of Participation		8971	0.00	0.00	0.0%
Proceeds from Capital Leases		8972	0.00	0.00	0.0%
Proceeds from Lease Revenue Bonds		8973	0.00	0.00	0.0%
All Other Financing Sources		8979	0.00	0.00	0.0%
(c) TOTAL, SOURCES			0.00	0.00	0.0%
USES					
Transfers of Funds from Lapsed/Reorganized LEAs		7651	0.00	0.00	0.0%
All Other Financing Uses		7699	0.00	0.00	0.0%
(d) TOTAL, USES			0.00	0.00	0.0%
CONTRIBUTIONS					
Contributions from Unrestricted Revenues		8980	0.00	0.00	0.0%
Contributions from Restricted Revenues		8990	0.00	0.00	0.0%
(e) TOTAL, CONTRIBUTIONS			0.00	0.00	0.0%
TOTAL, OTHER FINANCING SOURCES/USES (a - b + c - d + e)			0.00	0.00	0.0%

Description	Function Codes	Object Codes	2019-20 Estimated Actuals	2020-21 Budget	Percent Difference
A. REVENUES					
1) LCFF Sources		8010-8099	0.00	0.00	0.0%
2) Federal Revenue		8100-8299	0.00	0.00	0.0%
3) Other State Revenue		8300-8599	0.00	0.00	0.0%
4) Other Local Revenue		8600-8799	75.00	75.00	0.0%
5) TOTAL, REVENUES			75.00	75.00	0.0%
B. EXPENDITURES (Objects 1000-7999)					
1) Instruction	1000-1999		0.00	0.00	0.0%
2) Instruction - Related Services	2000-2999		0.00	0.00	0.0%
3) Pupil Services	3000-3999		0.00	0.00	0.0%
4) Ancillary Services	4000-4999		0.00	0.00	0.0%
5) Community Services	5000-5999		0.00	0.00	0.0%
6) Enterprise	6000-6999		0.00	0.00	0.0%
7) General Administration	7000-7999		0.00	0.00	0.0%
8) Plant Services	8000-8999		0.00	0.00	0.0%
9) Other Outgo	9000-9999	Except 7600-7699	0.00	0.00	0.0%
10) TOTAL, EXPENDITURES			0.00	0.00	0.0%
C. EXCESS (DEFICIENCY) OF REVENUES OVER EXPENDITURES BEFORE OTHER FINANCING SOURCES AND USES (A5 - B10)			75.00	75.00	0.0%
D. OTHER FINANCING SOURCES/USES					
1) Interfund Transfers					
a) Transfers In		8900-8929	0.00	0.00	0.0%
b) Transfers Out		7600-7629	0.00	0.00	0.0%
2) Other Sources/Uses					
a) Sources		8930-8979	0.00	0.00	0.0%
b) Uses		7630-7699	0.00	0.00	0.0%
3) Contributions		8980-8999	0.00	0.00	0.0%
4) TOTAL, OTHER FINANCING SOURCES/USES			0.00	0.00	0.0%

Description	Function Codes	Object Codes	2019-20 Estimated Actuals	2020-21 Budget	Percent Difference
E. NET INCREASE (DECREASE) IN FUND BALANCE (C + D4)			75.00	75.00	0.0%
F. FUND BALANCE, RESERVES					
1) Beginning Fund Balance					
a) As of July 1 - Unaudited		9791	4,266.56	4,341.56	1.8%
b) Audit Adjustments		9793	0.00	0.00	0.0%
c) As of July 1 - Audited (F1a + F1b)			4,266.56	4,341.56	1.8%
d) Other Restatements		9795	0.00	0.00	0.0%
e) Adjusted Beginning Balance (F1c + F1d)			4,266.56	4,341.56	1.8%
2) Ending Balance, June 30 (E + F1e)			4,341.56	4,416.56	1.7%
Components of Ending Fund Balance					
a) Nonspendable					
Revolving Cash		9711	0.00	0.00	0.0%
Stores		9712	0.00	0.00	0.0%
Prepaid Items		9713	0.00	0.00	0.0%
All Others		9719	0.00	0.00	0.0%
b) Restricted		9740	0.00	0.00	0.0%
c) Committed					
Stabilization Arrangements		9750	0.00	0.00	0.0%
Other Commitments (by Resource/Object)		9760	0.00	0.00	0.0%
d) Assigned					
Other Assignments (by Resource/Object)		9780	4,341.56	4,416.56	1.7%
Capital Outlay	0000	9780		*4,416.56*	
Capital Outlay	0000	9780	*4,341.56*		
e) Unassigned/Unappropriated					
Reserve for Economic Uncertainties		9789	0.00	0.00	0.0%
Unassigned/Unappropriated Amount		9790	0.00	0.00	0.0%

Resource	Description	2019-20 Estimated Actuals	2020-21 Budget
	Total, Restricted Balance	0.00	0.00

LOLETA UNION ELEMENTARY SCHOOL DISTRICT 6/9/2020

ALL FUNDS
ADOPTED BUDGET
FISCAL YEAR 2020-21

	General Fund/TRANs Unrestricted	General Fund/TRANs Restricted	General Fund/TRANs Total	SPECIAL REVENUE FUNDS: Cafeteria Fund	Special Reserves	Bond Construction	OTHER FUND TYPES: County School Facilities	Capital Outlay	Retiree Fund	Capital Facilities	Total All Funds
A. REVENUES											
Local Control Funding Formula	$ 1,004,295	$	$ 1,004,295	$	$	$	$	$	$	$	$ 1,004,295
Federal Sources	148,137	326,130	474,267	82,225							556,492
Other State Sources	17,894	121,636	139,530	5,526							145,056
Other Local Sources	24,888	172,365	197,253	900	3,200		180	75			201,608
Total Revenue	1,195,214	620,131	1,815,345	88,651	3,200		180	75			1,907,451
B. EXPENDITURES											
Certificated Salaries	290,859	218,466	509,325								509,325
Classified Salaries	132,838	200,773	333,611	39,561							373,172
Employee Benefits	191,107	190,693	381,800	24,360							406,160
Supplies	38,694	37,074	75,768	54,537							130,305
Services & Other Operating	237,013	144,947	381,960	6,309							388,269
Capital Outlay											
Other Outgo	13,500	87,069	100,569								100,569
Support Costs	(6,290)	6,290									
Total Expenditures	897,721	885,312	1,783,033	124,767							1,907,800
C. EXCESS REVENUES (EXPENDITURES)	297,493	(265,181)	32,312	(36,116)	3,200		180	75			(349)
D. OTHER FINANCING SOURCES/USES											
Interfund Transfers In	14,715		14,715	36,116							50,831
Interfund Transfers Out	(36,116)		(36,116)		(14,715)						(50,831)
Other Sources											
Other Uses											
Contributions	(265,146)	265,146									
Total Other Sources (Uses)	(286,547)	265,146	(21,401)	36,116	(14,715)						
E. FUND BALANCE INCREASE (DECREASE)	10,946	(35)	10,911		(11,515)		180	75			(349)
F. ADJUSTED BEGINNING BALANCE	89,365	5,309	94,675	18,835	142,510		10,381	4,342			270,743
G. ENDING BALANCE	$ 100,311	$ 5,274	$ 105,586	$ 18,835	$ 130,995	$	$ 10,561	$ 4,417	$	$	$ 270,394

Total General Fund Expenditures, Transfers out and Uses	*$1,819,149*
Recommended Minimum Reserve Calculation at 5%:	**$90,957**
Budgeted Reserve Level:	*7.20%*

District Reserve of 7.2% includes:

General Fund Designated for Economic Uncertainty:	
Special Reserve Fund Ending Balance:	$ 130,995
TOTAL:	$ 130,995

MULTI-YEAR BUDGET PROJECTION

LOLETA UNION ELEMENTARY SCHOOL DISTRICT 6/9/2020

ALL FUNDS **ADOPTION MULTI-YEAR PROJECTION** FISCAL YEAR 2021-22	General Fund/TRANs Unrestricted	General Fund/TRANs Restricted	General Fund/TRANs Total	-------- SPECIAL REVENUE FUNDS -------- Cafeteria Fund	Special Reserves	Bond Construction	---------- OTHER FUND TYPES ---------- County School Facilities	Capital Outlay	Retiree Fund	Capital Facilities	Total All Funds
A. REVENUES											
Local Control Funding Formula	$ 933,630	$	$ 933,630	$	$	$	$	$	$	$	$ 933,630
Federal Sources	148,137	281,031	429,168	82,225							511,393
Other State Sources	17,894	121,636	139,530	5,526							145,056
Other Local Sources	22,188	172,365	194,553	900	3,200		180	75			198,908
Total Revenue	1,121,849	575,032	1,696,881	88,651	3,200		180	75			1,788,987
B. EXPENDITURES											
Certificated Salaries	249,678	218,466	468,144								468,144
Classified Salaries	147,041	193,106	340,147	25,852							365,999
Employee Benefits	180,106	189,940	370,046	7,213							377,259
Supplies	43,694	17,048	60,742	54,537							115,279
Services & Other Operating	233,905	128,120	362,025	6,471							368,496
Capital Outlay											
Other Outgo	13,500	87,069	100,569								100,569
Support Costs	(6,290)	6,290									
Total Expenditures	861,634	840,039	1,701,673	94,073							1,795,746
C. EXCESS REVENUES (EXPENDITURES)	260,215	(265,007)	(4,792)	(5,422)	3,200		180	75			(6,759)
D. OTHER FINANCING SOURCES/USES											
Interfund Transfers In	21,299		21,299	5,422							26,721
Interfund Transfers Out	(5,422)		(5,422)		(21,299)						(26,721)
Other Sources											
Other Uses											
Contributions	(265,146)	265,146									
Total Other Sources (Uses)	(249,269)	265,146	15,877	5,422	(21,299)						
E. FUND BALANCE INCREASE (DECREASE)	10,946	139	11,085		(18,099)		180	75			(6,759)
F. ADJUSTED BEGINNING BALANCE	100,311	5,274	105,586	18,835	130,995		10,561	4,417			270,394
G. ENDING BALANCE	$ 111,257	$ 5,413	$ 116,671	$ 18,835	$ 112,896	$	$ 10,741	$ 4,492	$	$	$ 263,635

Total General Fund Expenditures, Transfers out and Uses	*$1,707,095*
Recommended Minimum Reserve Calculation at 5%:	**$85,355**
Budgeted Reserve Level:	*6.61%*

District Reserve of 6.61% includes:

General Fund Designated for Economic Uncertainty:	
Special Reserve Fund Ending Balance:	$ 112,896
TOTAL:	$ 112,896

MULTI-YEAR BUDGET PROJECTION

LOLETA UNION ELEMENTARY SCHOOL DISTRICT 6/9/2020

ALL FUNDS **ADOPTION MULTI-YEAR PROJECTION** FISCAL YEAR 2022-23	General Fund/TRANs Unrestricted	General Fund/TRANs Restricted	General Fund/TRANs Total	-------- SPECIAL REVENUE FUNDS -------- Cafeteria Fund	Special Reserves	Bond Construction	---------- OTHER FUND TYPES ---------- County School Facilities	Capital Outlay	Retiree Fund	Capital Facilities	Total All Funds
A. REVENUES											
Local Control Funding Formula	$ 933,383	$	$ 933,383	$	$	$	$	$	$	$	$ 933,383
Federal Sources	148,137	281,031	429,168	82,225							511,393
Other State Sources	17,894	121,636	139,530	5,526							145,056
Other Local Sources	22,188	172,365	194,553	900	3,200		180	75			198,908
Total Revenue	1,121,602	575,032	1,696,634	88,651	3,200		180	75			1,788,740
B. EXPENDITURES											
Certificated Salaries	258,126	218,466	476,592								476,592
Classified Salaries	133,955	193,106	327,061	25,852							352,913
Employee Benefits	197,687	189,940	387,627	7,213							394,840
Supplies	43,694	17,020	60,714	54,537							115,251
Services & Other Operating	235,885	128,148	364,033	6,641							370,674
Capital Outlay											
Other Outgo	13,500	87,069	100,569								100,569
Support Costs	(6,290)	6,290									
Total Expenditures	876,557	840,039	1,716,596	94,243							1,810,839
C. EXCESS REVENUES (EXPENDITURES)	245,045	(265,007)	(19,962)	(5,592)	3,200		180	75			(22,099)
D. OTHER FINANCING SOURCES/USES											
Interfund Transfers In	31,469		31,469	5,422							36,891
Interfund Transfers Out	(5,422)		(5,422)		(31,469)						(36,891)
Other Sources											
Other Uses											
Contributions	(265,146)	265,146									
Total Other Sources (Uses)	(239,099)	265,146	26,047	5,422	(31,469)						
E. FUND BALANCE INCREASE (DECREASE)	5,946	139	6,085	(170)	(28,269)		180	75			(22,099)
F. ADJUSTED BEGINNING BALANCE	111,257	5,413	116,671	18,835	112,896		10,741	4,492			263,635
G. ENDING BALANCE	$ 117,203	$ 5,552	$ 122,756	$ 18,665	$ 84,627	$	$ 10,921	$ 4,567	$	$	$ 241,536

Total General Fund Expenditures, Transfers out and Uses *$1,722,018*

Recommended Minimum Reserve Calculation at 5%: **$86,101**

Budgeted Reserve Level: *4.91%*

District Reserve of 4.91% includes:

General Fund Designated for Economic Uncertainty:

Special Reserve Fund Ending Balance: $ 84,627

TOTAL: $ 84,627

LOLETA UNION ELEMENTARY SCHOOL DISTRICT

CASH FLOW WORKSHEET -- GENERAL FUND (INCLUDES RESERVE)

2020-21

	0	1	2	3	4	5	6	7	8	9	10	11	12	
Actuals through the month of:	Before FY start	July	August	September	October	November	December	January	February	March	April	May	June	Accruals
Beginning Cash		63,774	182,862	170,395	134,500	95,207	2,401	246,815	208,120	117,885	136,103	256,611	118,766	
Local Control Funding Formula		26,189	26,189	86,964	47,140	47,140	247,587	47,140	54,286	86,964	146,450	12,734	60,283	115,231
Federal Revenues		-	-	-	-	2,500	96,507	21,094	4,181	4,258	84,615	18,181	216,946	25,986
State Revenues		-	-	-	4,813	19,157	-	1,580	-	18,630	4,813	-	62,281	28,256
Local Revenues		8,662	8,662	16,670	18,691	16,040	15,844	18,664	15,692	15,591	7,930	3,050	13,987	40,970
Sources		-	-	-	-	-	-	-	-	-	-	-	-	
Receivables		132,458	9,713	4,539	1,309	-	-	-	-	4,299	14,899	-		
1000		7,517	10,301	43,287	43,716	44,206	44,335	45,427	47,966	48,808	47,481	48,020	78,262	-
2000		11,835	10,764	27,576	27,792	30,451	27,639	27,574	28,416	27,461	36,966	30,775	46,362	-
3000		16,055	16,392	26,149	26,373	27,252	25,905	26,552	27,101	27,899	29,660	27,994	104,467	-
4000		429	6,572	16,683	3,483	6,804	7,554	5,196	5,952	2,996	9,424	3,697	6,977	-
5000		12,385	13,001	30,373	9,882	68,929	7,628	22,424	52,538	2,118	14,668	61,325	86,689	-
6000		-	-	-	-	-	-	-	-	-	-	-	-	-
7000		-	-	-	-	-	2,464	-	2,420	2,240	-	-	93,445	-
TF in		-	-	-	-	-	-	-	-	-	-	-	-	-
TF out		-	-	-	-	-	-	-	-	-	-	-	36,116	-
Uses		-	-	-	-	-	-	-	-	-	-	-	-	
Payables		-	-	-	-	-	-	-	-	-	-	-	-	
Deferred Expense		-	-	-	-	-	-	-	-	-	-	-	-	
TRANs Note Payable		-	-	-	-	-	-	-	-	-	-	-	-	
Prepaid Expense													-	
Cash Balance		**182,862**	**170,395**	**134,500**	**95,207**	**2,401**	**246,815**	**208,120**	**117,885**	**136,103**	**256,611**	**118,766**	**19,943**	

Total Projected Receivables (including deferred appropriations if any): 210,443

Final Projected Cash Balance General/Charter Fund, TRANS, Reserve: **$19,943**

District: Loleta Union Elementary
CDS #: 62927

Adopted Budget
2020-21 Budget Attachment
Balances in Excess of Minimum Reserve Requirements

Reasons for Assigned and Unassigned Ending Fund Balances in Excess of Minimum Recommended Reserves

Education Code Section 42127(a)(2)(B) requires a statement of the reasons that substantiates the need for assigned and unassigned ending fund balances in excess of the minimum reserve standard for economic uncertainties for each fiscal year identified in the budget.

A. Combined Assigned and Unassigned/ Unappropriated Fund Balances:			
Form	Fund Form	Object	2020-21 Budget
01	General Fund:		
	Assigned	9780	$99,311
	Reserve for Economic Uncertainties	9789	$0
	Unassigned/Unappropriated	9790	$0
17	Special Reserve Fund:		
	Reserve for Economic Uncertainties	9789	$130,995
	Unassigned/Unappropriated	9790	$0
	Total Assigned/Unassigned Ending Fund Balances		$230,306
B. District's Standard Reserve:			
Form	Criteria and Standards Review	Criterion	2020-21 Budget
	District Standard Reserve Level	10B-4	5%
	District Minimum Reserve for Economic Uncertainties	10B-7	$90,957
C. Assigned and Unassigned Ending Fund Balances in Excess of Minimum Reserve Standard			
Fund		Object	2020-21 Budget
01	Assigned	9780	$99,311
01/17	Reserve for Economic Uncertainties	9789-90	$130,995
	Total Assigned/Unassigned Ending Fund Balances		$230,306
D. Balance Required to Substantiate Need (C minus B)			$139,349

Reasons for Fund Balances in Excess of Minimum Reserve for Economic Uncertainties

E. Assigned Ending Fund Balances			
Fund 01	**Description**	**Amount**	**Description of Need**
	Litigation	$92,000	The district requires these funds set aside for litigation associated with special education compliance. These funds are here to cover compensatory education and attorney's fees.
	Deferred Maintenance	$109	We need to have money set aside for deferred maintenance because the State is no longer providing facilities funding.
	State Lottery Revenue	$7,202	We need to have money set aside to complete the implementation of the common core Curriculum, specifically our ELA and Spanish curriculum adoptions.
F. Designated for Economic Uncertainties		**Amount**	**Description of Need**
Fund 01 and 17	Total available reserve balance over the Reserve Standard	$40,037	The special reserves is to offset the anticipated costs of an economic downturn or low student enrollments.
G. Total Substantiated Balance (Sum of E & F)		**Amount**	
	Total assigned and designated for economic uncertainties above the Reserve standard	$139,349	**Balance should equal D above**

NORTHERN CALIFORNIA INDIAN DEVELOPMENT COUNCIL, INC.
SERVING THE AMERICAN INDIAN PEOPLE OF CALIFORNIA SINCE 1976

May 28, 2020

Sandy Radic-Oshiro, Special Education Director
Autumn Chapman, Superintendent and Principal
Loleta School District
PO Box 547
Loleta CA 95551

RE: Request for Wiyot Families to keep Chromebooks, Laptops, Kindles and Hot spots over the Summer

Dear Sandy Radic-Oshiro and Autumn Chapman,

At the Stakeholders Equity Committee meeting on 5-20-20 it came to my attention that many of the Wiyot Tribal member students did not receive Chromebooks, laptops, Kindles and/or Internet hot spots until the week of May 18, 2020. Many of these students have IEPs or 504 plans and they have not all received continued services since the school closure began March 20, 2020. The school year ends on June 11, 2020.

Many of these students were deprived of the educational benefit and not offered a Fair and Appropriate Public Education (FAPE) as required by Section 504 of the *Rehabilitation Act of 1973* and the *Individuals with Disabilities and Education Act*, for most of the time that schools were closed.

We are requesting that Loleta students keep the Chromebooks, laptops, Kindles and hot spots over the Summer to prevent them from regressing further than they already have. Keeping the assistive technology and hot spots over the Summer allows their parents and guardians to assist them in learning the online virtual learning format for Loleta school and to visit practice websites in various subject areas, as suggested by their teachers.

Many of these families have two parents that both work outside of the home and were not given enough time from the Loleta teachers to learn for themselves to be able to assist their children in navigating the online learning process during the school closure. Having just received this assistive technology four weeks before the end of the school year is not a meaningful and reasonable access to FAPE.

By keeping the Chromebooks, laptops and Kindles at home over the Summer and the continued hot spots, families will have more time to provide the assistance with missed work and the therapies required to ensure their children are not behind at the start of the Fall term. Access to this technology over the Summer provides them a form of assistive technology allowing them to access learning opportunities they have otherwise missed.

517 5TH STREET • EUREKA, CALIFORNIA 95501
PHONE: 707-445-8451 • FAX: 707-445-8479 • WEB SITE: WWW.NCIDC.ORG

In addition, we are also requesting that the Loleta speech and language therapist provide some suggested websites and activities for online social skills and language development programs to those students who have missed speech, language and reading therapy and other IEP and section 504 related services.

Other schools have allowed students to keep technology over the summer such as Oakland Unified School District (OUSD) and West Contra Costa Unified School District. Pleases see the attached news release sent to parents from OUSD.

Lastly, we are requesting the district provide us an answer to our request for "continuing access to technology," to allow the students to keep the Chromebooks, laptop computers, Kindles and hot spots over the Summer, in writing by June 5, 2020.

Thank you for your time. With only two weeks until the school year ends, time is of the essence. I look forward to hearing from you by June 5, 2020.

Sincerely,

/s/Rain L. Marshall, J.D.
Indigenous Education Advocate
NCIDC, Inc., and ACLU-NC

CC: Cheryl Theis, Education Advocate, Malhar Shah, Attorney, Disability Rights and Education Defense Fund (DREDF), Linnea Nelson, Education Equity Staff Attorney, ACLU Foundation of Northern California, Michael Harris, Senior Director/Attorney, Juvenile Justice at the National Center for Youth Law Brian Lambert Senior Attorney, U.S. Dept. of Education, Office for Civil Rights

Enc. 1

Loleta Union School District

700 Loleta Drive
P.O. Box 547
Loleta, CA 95551

707-733-5705
Fax:
707-733-5367
office@loleta.org

Superintendent/
Principal
Autumn Chapman
achapman@loleta.org

June 16, 2020

Rain L. Marshall, J.D.

Indigenous Education Advocate

NCIDC, Inc. and ACLU-NC

517 5th Street

Eureka, CA 95501

Dear Ms. Marshall:

This letter is a formal response to your letter dated May 28, 2020, requesting that District students be able to keep their loaned electronic equipment over the summer. Following receipt of your letter, I spoke with Brian Lambert of the OCR and we decided that the students could keep loaned electronic equipment through July 15, 2020. We also determined that we would schedule a time for District staff to come to Bear River Rancheria, Table Bluff Wiyot and Loleta town families to assist parents/guardians and students with use of the equipment. That time cannot be scheduled until the Tribal Council approves our staff's access to the Rancheria and Table Bluff, which currently are closed to our staff; they are in Covid lockdown.

I disagree with your statement that many students were deprived of their rights to a FAPE as required by the IDEA and Section 504. Until the District could secure funding and equipment, the District provided weekly paper packets for students to complete and had staff members assisting students by any technology available to the student: phones, tablets and personal laptops. Some staff were able to visit and check in on those students not in lockdown. Additionally, IEP meetings were held or offered for all students with disabilities to involve parents in planning for remote learning for the remainder of the 2019-202 school year. Parents who desire additional enrichment work over the summer can reach out directly to service providers and/or teachers to obtain such work. We are more than willing to provide compensatory services.

In the future, please do not hesitate to call or email me directly with concerns. I am committed to a continued partnership with the families of all of our District students, and am more than happy to talk to you directly to resolve future concerns.

Sincerely,

A L Chapman

Autumn Chapman
District Superintendent

ATTACHMENT B

Inter-District Transfer Request Form

For the School Year 2021-2022

(Highlighted dates will be updated in the Fall of 2020 for use starting 12/1/2020)

ANNUAL INTERDISTRICT ATTENDANCE TRANSFER AGREEMENT
for SCHOOL DISTRICTS IN HUMBOLDT COUNTY for school year 2020-2021

Date Request Received by DOR

Part A

Parent/Guardian: Complete applicable steps on page 1 and 2 shaded in gray and then submit it to your **District of Residence (DOR)**. If it is approved, it will be forwarded to the **District of Proposed Enrollment (DPE)**. **Only new requests submitted between December 1st and February 1st are assured of approval by the DOR, subject to reasonable enrollment activities.** (See the DOR district office for exceptions and for information on reasonable enrollment activities). If both districts approve, and you agree to any additional terms and conditions required by the district(s), you may enroll your student in the DPE.

District of Residence _____ District of Proposed Enrollment _____

Foster Youth ☐Yes ☐ No ☐ Unknown	Homeless/McKinney-Vento Youth ☐Yes ☐ No ☐ Unknown
If **Yes** or **Unknown** to either of the above please contact the district of residence Foster/Homeless liaison or the Humboldt County Office of Education Foster & Homeless Youth Education Services office at 707-445-7187 before proceeding with application.	

COMPLETE ALL SECTIONS

STEP 1: *To be completed by parent/guardian* (PLEASE PRINT)	☐ New Application ☐ Sibling(s) at school? Sibling Grade(s):_____ Sibling Name(s):_____	☐ Renewal ☐ No change in address ☐ Address change
Have you applied for a transfer to any other district for this same school year? ☐Yes ☐ No If so, list all:		Student Grade in 2020-2021:
Student Name (Last, First)	Birth Date	Gender ☐ Male ☐ Female ☐ Nonbinary
Current or Last School of Attendance		
Student Address		City, Zip Code
Parent / Guardian Name		
Primary Phone	Other Phone	Email address

STEP 2: *To be completed by parent/guardian for **NEW** applications only*
Reason for Request: ☐ Childcare ☐ Parent Employment ☐ Other (Explain below)
If reason is parent employment or childcare, provide name, address, and phone number of childcare or work below. Any additional information you wish to provide may be included below (use additional pages as needed):
If reason is "Other", please explain (use additional pages as needed):
What special services has the student received? (Check all that apply) ☐ Gifted (GATE) ☐ Section 504 ☐ Special Education ☐ English Language Learner ☐ None
If the student is receiving Special Education services, what is their current placement (Please attach IEP) ☐ Special Day (SDC) ☐ Resource (RSP) ☐ Speech Services ☐ Pending Assessment
Is the student currently pending disciplinary action or under an expulsion order? ☐ Yes ☐ No

I have read the terms and conditions and understand the regulations and policies governing interdistrict attendance permits and hereby submit my application. I also understand that approval or denial of this application and revocation of the Permit is subject to the terms of this Permit and the policies and/or regulations of the individual districts. I understand that this information may be verified and that inaccurate or false information may subject my request to denial or revocation. **I certify under penalty of perjury that the information provided above is true and correct to the best of my knowledge and belief. I also understand and agree to the above terms.**

Parent/Guardian Signature _____ **Date** _____

Final 2019-2020 Revised 11/12/19

Student Name_____

PART B: Terms and Conditions:

The following terms and conditions apply to this Permit if it is approved by both districts:

1. Students will be required to re-apply for interdistrict attendance for any subsequent school year.
2. As permitted by law, the Permit may be revoked by either district pursuant to its policies and regulations and any applicable terms and conditions in Part C and/or D. Grounds for revocation of the Permit include, but may not be limited to, the failure of a pupil to attain satisfactory academic progress, follow established rules of conduct, or maintain regular attendance, as determined by the district of proposed enrollment.
3. Neither district will be responsible for pupil transportation unless required by law.
4. The District of Proposed Enrollment (DPE) will be responsible for special education services and related costs.
5. Approval of this Permit does not guarantee athletic eligibility.

PART C: Action of District of Residence (to be completed by DOR):

Decision: ☐ Approved ☐ Denied for the school year 2020-2021

Comments:

_____

_____

_____

Authorizing Signature:_____

Title:_____

District: _____

Date of action by DOR

PART D: Action of District of Proposed Enrollment (to be completed by DPE):

Decision: ☐ Approved ☐ Denied ☐ Denied, but on waitlist for the school year 2020-2021

Comments:

_____

_____

_____

Authorizing Signature:_____

Title:_____

District: _____

Date of action by DPE

If one or both districts deny the permit you may contact the Humboldt County Office of Education at 707-445-7171 if you wish information on the appeal process or go online at https://www.hcoe.org/inter-district/. **(An interdistrict attendance appeal request must be filed with the Humboldt County Board of Education within thirty (30) calendar days of notification that the request was denied.)**

The parent/guardian and each district shall be provided with and retain a copy of this form.

ACCOUNTS PAYABLE - BOARD PAYMENT REPORT

Report Cover Sheet

General Settings

Report Name	ACCOUNTS PAYABLE - BOARD PAYMENT REPORT
Printed	6/17/2020 10:23:42 AM
District	28
Logon	vpatrick
Fiscal Year	2020

Options

Report Title	JUNE BOARD MEETING

Filters

Transaction Type:	ALL
Board Meeting Date:	06/18/2020
From Transmittal Number:	20000045
To Transmittal Number:	20000048
Audit Type:	ALL
Fiscal Year:	2020
Sort By:	Vendor Name
Print Description:	Board Description
Include Vendor Address:	NO
Page Break By Transmittal:	NO
Include Voided Transmittal:	NO

HUMBOLDT COUNTY OFFICE OF EDUCATION
ACCOUNTS PAYABLE - BOARD PAYMENT REPORT

JUNE BOARD MEETING

Board of Trustees Meeting 06/18/2020

28 Loleta Union

Fiscal Year: 2020

Transmittal Number: 20000045-0 AUDIT

Reference	Vendor	Description		Amount
PV200813-001	AT&T LONG DISTANCE	APRIL CHARGES		167.92
			Total Payment Amount	167.92
PV200814-001	CRYSTAL SPRINGS CO	LEAP WATER		14.00
			Total Payment Amount	14.00
PV200815-001	FERNDALE TECH	MAY CHARGES		150.00
			Total Payment Amount	150.00
PV200816-001	HUMBOLDT TERMITE & PEST(C)	PEST SERVICE		35.00
			Total Payment Amount	35.00
PV200817-001	MISSION LINEN SERVICE INC	MAY CHARGES		25.60
			Total Payment Amount	25.60
PV200818-001	PRESENCE LEARNING INC.	SLP		1,055.49
			Total Payment Amount	1,055.49
PV200819-001	RECOLOGY	APRIL CHARGES		546.50
			Total Payment Amount	546.50
PV200820-001	REVOLVING CASH FUND	SERVICE CHARGE		10.00
PV200821-001	REVOLVING CASH FUND	SERVICE CHARGE		10.00
PV200822-001	REVOLVING CASH FUND	SERVICE CHARGE		10.00
			Total Payment Amount	30.00
PV200823-001	VALLEY PACIFIC PETROLEUM	GAS		261.52
			Total Payment Amount	261.52
			Transmittal Total	2,286.03
		Fund Summary:	**Fund 01**	2,260.43
			Fund 13	25.60

Transmittal Number: 20000046-0 AUDIT

PV200824-001	AT&T LONG DISTANCE	APRIL CHARGES		254.50
			Total Payment Amount	254.50

HUMBOLDT COUNTY OFFICE OF EDUCATION
ACCOUNTS PAYABLE - BOARD PAYMENT REPORT

JUNE BOARD MEETING

Board of Trustees Meeting 06/18/2020

28 Loleta Union **Fiscal Year: 2020**

Transmittal Number: 20000046-0 AUDIT

Reference	Vendor	Description		Amount
PV200825-001	CHAPMAN, AUTUMN	MILEAGE		253.00
PV200826-001	CHAPMAN, AUTUMN	MILEAGE		506.00
PV200827-001	CHAPMAN, AUTUMN	MILEAGE		327.75
			Total Payment Amount	1,086.75
PV200828-001	CRYSTAL CREAMERY	CAFETERIA		193.50
PV200829-001	CRYSTAL CREAMERY	CAFETERIA		96.76
PV200830-001	CRYSTAL CREAMERY	CAFETERIA		193.50
PV200831-001	CRYSTAL CREAMERY	CAFETERIA		96.76
PV200832-001	CRYSTAL CREAMERY	CAFETERIA		193.50
			Total Payment Amount	774.02
PV200833-001	FERNDALE TECH	MAY CHARGES		175.00
			Total Payment Amount	175.00
PV200834-001	MISSION LINEN SERVICE INC	MAY CHARGES		36.50
PV200835-001	MISSION LINEN SERVICE INC	MAY CHARGES		25.60
			Total Payment Amount	62.10
PV200836-001	PROPACIFIC FRESH	CAFETERIA		120.73
PV200837-001	PROPACIFIC FRESH	CAFETERIA		476.16
PV200838-001	PROPACIFIC FRESH	CAFETERIA		172.23
PV200839-001	PROPACIFIC FRESH	CAFETERIA		117.41
PV200840-001	PROPACIFIC FRESH	CAFETERIA		658.17
PV200841-001	PROPACIFIC FRESH	CAFETERIA		274.80
			Total Payment Amount	1,819.50
PV200842-001	SFS OF SCRAMENTO INC	CAFETERIA		869.83
PV200843-001	SFS OF SCRAMENTO INC	CAFETERIA		698.06
PV200844-001	SFS OF SCRAMENTO INC	CAFETERIA		55.73
			Total Payment Amount	1,623.62
PV200845-001	SPURR	MONTHLY CHARGES		593.31
			Total Payment Amount	593.31
			Transmittal Total	6,388.80
		Fund Summary:	**Fund 01**	2,109.56

28 Loleta Union **Fiscal Year: 2020**

Transmittal Number: 20000046-0 AUDIT

			Fund 13	4,279.24

Transmittal Number: 20000047-0 AUDIT

Reference	**Vendor**	**Description**		**Amount**
PV200847-001	CALIFORNIA DEPT. OF EDUCATION	FOOD		88.35
			Total Payment Amount	88.35
PV200846-001	MENDES SUPPLY COMPANY	CUSTODIAL SUPPLIES		62.17
			Total Payment Amount	62.17
			Transmittal Total	150.52
		Fund Summary:	**Fund 01**	62.17
			Fund 13	88.35

Transmittal Number: 20000048-0 AUDIT

PV200848-001	ACE HARDWARE-FORTUNA	MAINTENANCE SUPPLIES		126.11
PV200849-001	ACE HARDWARE-FORTUNA	MAINTENANCE SUPPLIES		292.71
PV200850-001	ACE HARDWARE-FORTUNA	MAINTENANCE SUPPLIES		137.14
PV200851-001	ACE HARDWARE-FORTUNA	MAINTENANCE SUPPLIES		99.48
PV200852-001	ACE HARDWARE-FORTUNA	MAINTENANCE SUPPLIES		64.10
			Total Payment Amount	719.54
PV200853-001	CRYSTAL CREAMERY	CAFETERIA		193.50
PV200854-001	CRYSTAL CREAMERY	CAFETERIA		96.76
PV200855-001	CRYSTAL CREAMERY	CAFETERIA		64.50
PV200856-001	CRYSTAL CREAMERY	CAFETERIA		187.50
			Total Payment Amount	542.26
PV200857-001	P G & E	APRIL - MAY CHARGES		2,352.56
			Total Payment Amount	2,352.56
PV200858-001	PROPACIFIC FRESH	CAFETERIA		774.64
PV200859-001	PROPACIFIC FRESH	CAFETERIA		160.69
PV200860-001	PROPACIFIC FRESH	CAFETERIA		682.96
PV200861-001	PROPACIFIC FRESH	CAFETERIA		448.49
PV200862-001	PROPACIFIC FRESH	CAFETERIA		131.00
PV200863-001	PROPACIFIC FRESH	CAFETERIA		158.37
PV200864-001	PROPACIFIC FRESH	CAFETERIA		479.80

HUMBOLDT COUNTY OFFICE OF EDUCATION
ACCOUNTS PAYABLE - BOARD PAYMENT REPORT

JUNE BOARD MEETING

Board of Trustees Meeting 06/18/2020

28 Loleta Union **Fiscal Year: 2020**

Transmittal Number: 20000048-0 AUDIT

Reference	Vendor	Description		Amount
PV200865-001	PROPACIFIC FRESH	CAFETERIA		116.44
			Total Payment Amount	2,952.39
PV200866-001	SFS OF SCRAMENTO INC	CAFETERIA		806.47
PV200867-001	SFS OF SCRAMENTO INC	CAFETERIA		725.05
			Total Payment Amount	1,531.52
			Transmittal Total	8,098.27
		Fund Summary:	**Fund 01**	3,072.10
			Fund 13	5,026.17

Payment Count: 22 **Transmittal Count:** 4 **Grand Total:** 16,923.62

The above Payable transactions have been issued in accordance with the District's policies and procedures.
It is recommended that the Board of Trustees approve them.

Authorized Agent

Board Approval

CHRIS N. HARTLEY, ED.D., Superintendent
901 Myrtle Avenue, Eureka, California 95501-1294 Phone: 707/445-7000 FAX: 707/445-7143 www.hcoe.org

May 18, 2020

MEMORANDUM

To: District Superintendents and Business Managers

From: Corey Weber, Director of Fiscal Services CW

SUBJECT: EDUCATION PROTECTION ACCOUNT (EPA) PROJECTIONS

Pursuant to Article XIII, Section 36 of the California Constitution, school districts, county offices of education, and community college districts are required to determine how the moneys received from the Education Protection Account (EPA) are spent in the school or schools within its jurisdiction, provided that the governing board makes the spending determinations in an open session of a public meeting. The language in the constitutional amendment requires that funds shall not be used for the salaries and benefits of administrators or any other administrative costs. We have enclosed a sample resolution that your district may utilize to fulfill the spending determinations requirement. There is also a requirement that districts must annually post on its website an accounting of how much money was received from EPA and how that money was spent.

For 2020-2021, please plan on including the requirement for a public hearing and board action as part of your June board meeting. Thus both the budget and EPA need to be listed as a public hearing item on your agenda, with separate actions for the adoption of each. The projected 2020-2021 EPA revenue can be found on the "EPA" tab of the LCFF Calculator. The spending plan should be approved by the Board at the same time the budget is adopted, **but as an action separate from the actions taken to adopt the budget.**

For your convenience, we have included a sample format in Excel that can be used for meeting this requirement, **as well as the requirement to post the final use of EPA funds for 2019-2020 once the fiscal year is closed.** The sample exhibit mirrors the Program by Resource Report from the CDE's Standardized Account Code Structure (SACS) software. Please note that in the sample exhibit, expenditures are displayed by function code and not by object code.

If you have any questions or concerns about EPA reporting requirements, please call me at (707) 445-7066.

CW:hg

Attachments

SAMPLE RESOLUTION REGARDING THE EDUCATION PROTECTION ACCOUNT

WHEREAS, the voters approved Proposition 30 on November 6, 2012; WHEREAS, Proposition 30 added Article XIII, Section 36 to the

California

Constitution effective November 7, 2012;

WHEREAS, the provisions of Article XIII, Section 36(e) create in the state General Fund an Education Protection Account to receive and disburse the revenues derived from the incremental increases in taxes imposed by Article XIII, Section 36(t);

WHEREAS, before June 30th of each year, the Director of Finance shall estimate the total amount of additional revenues, less refunds that will be derived from the incremental increases in tax rates made pursuant to Article XIII, Section 36(t) that will be available for transfer into the Education Protection Account during the next fiscal year;

WHEREAS, if the sum determined by the State Controller is positive, the State Controller shall transfer the amount calculated into the Education Protection Account within ten days preceding the end of the fiscal year;

WHEREAS, all monies in the Education Protection Account are hereby continuously appropriated for the support of school districts, county offices of education, charter schools and community college districts;

WHEREAS, monies deposited in the Education Protection Account shall not be used to pay any costs incurred by the Legislature, the Governor or any agency of state government;

1

WHEREAS, a community college district, county office of education, school district, or charter school shall have the sole authority to determine how the monies received from the Education Protection Account are spent in the school or schools within its jurisdiction;

WHEREAS, the governing board of the district shall make the spending determinations with respect to monies received from the Education Protection Account in open session of a public meeting of the governing board;

WHEREAS, the monies received from the Education Protection Account shall not be used for salaries or benefits for administrators or any other administrative cost;

WHEREAS, each community college district, county office of education, school district and charter school shall annually publish on its Internet website an accounting of how much money was received from the Education Protection Account and how that money was spent;

WHEREAS, the annual independent financial and compliance audit required of community college districts, county offices of education, school districts and charter schools shall ascertain and verify whether the funds provided from the Education Protection Account have been properly disbursed and expended as required by Article XIII, Section 36 of the California Constitution;

WHEREAS, expenses incurred by community college districts, county offices of education, school districts and charter schools to comply with he additional audit requirements of Article XIII, Section 36 may be paid with funding from the Education Protection Act and shall not be considered administrative costs for purposes of Article XIII, Section 36.

NOW, THEREFORE, IT IS HEREBY RESOLVED:

1. The monies received from the Education Protection Account shall be spent as required by Article XIII, Section 36 and the spending determinations on how the money will be spent shall be made in open session of a public meeting of the governing board of _____;

2. In compliance with Article XIII, Section 36(e), with the California

Constitution, the governing board of the _____ has

determined to spend the monies received from the Education Protection Act as attached.

DATED: _____ 2020. _____

Board Member

Board Member Board Member Board Member Board Member

2020-2021
Education Protection Account
Program by Resource Report

Projected Expenditures for the period of July 1, 2020 through June 30, 2021
For Fund 01, Resource 1400 Education Protection Account

Description		Amount
AMOUNT AVAILABLE FOR THIS FISCAL YEAR	Object:	
Beginning Balance	8999	0.00
Revenue Limit Source	8012	159,295.00
Revenue Limit Source-Prior Year	8019	
Other Local Revenue	8600-8799	0.00
TOTAL AVAILABLE		159,295.00
EXPENDITURES AND OTHER FINANCING USES	Functions:	
Instruction	1000-1999	159,295.00
Instruction-Related Services		
Instructional Supervision and Administration	2100-2150	0.00
AU of a Multidistrict SELPA	2200	0.00
Instructional Library, Media, and Technology	2420	0.00
Other Instructional Resources	2490-2495	0.00
School Administration	2700	0.00
Pupil Services		
Guidance and Counseling Services	3110	0.00
Psychological Services	3120	0.00
Attendance and Social Work Services	3130	0.00
Health Services	3140	0.00
Speech Pathology and Audiology Services	3150	0.00
Pupil Testing Services	3160	0.00
Pupil Transportation	3600	0.00
Food Services	3700	0.00
Other Pupil Services	3900	0.00
Ancillary Services	4000-4999	0.00
Community Services	5000-5999	0.00
Enterprise	6000-6999	0.00
General Administration	7000-7999	0.00
Plant Services	8000-8999	0.00
Other Outgo	9000-9999	0.00
TOTAL EXPENDITURES AND OTHER FINANCING USES		159,295.00
BALANCE (Total Available minus Total Expenditures and Other Financing Uses)		0.00

State of California
Commission on Teacher Credentialing
Certification Division
1900 Capitol Avenue
Sacramento, CA 95811-4213

Email: credentials@ctc.ca.gov
Website: www.ctc.ca.gov

DECLARATION OF NEED FOR FULLY QUALIFIED EDUCATORS

Original Declaration of Need for year: 2020-2021

Revised Declaration of Need for year: _____

FOR SERVICE IN A SCHOOL DISTRICT

Name of District: Loleta Union Elementary District CDS Code: 12-62927-0000000

Name of County: Humboldt County County CDS Code: 12-10124-1230184

By submitting this annual declaration, the district is certifying the following:

- A diligent search, as defined below, to recruit a fully prepared teacher for the assignment(s) was made
- If a suitable fully prepared teacher is not available to the school district, the district will make a reasonable effort to recruit based on the priority stated below

The governing board of the school district specified above adopted a declaration at a regularly scheduled public meeting held on 06 /18 /2020 certifying that there is an insufficient number of certificated persons who meet the district's specified employment criteria for the position(s) listed on the attached form. The attached form was part of the agenda, and the declaration did NOT appear as part of a consent calendar.

▶ ***Enclose a copy of the board agenda item***

With my signature below, I verify that the item was acted upon favorably by the board. The declaration shall remain in force until June 30, 2021.

Submitted by (Superintendent, Board Secretary, or Designee):

Name	Signature	Title
Autumn Chapman		Superintendent

Fax Number	Telephone Number	Date
707-733-5367	707-733-5705	06/18/2020

Mailing Address: P.O. Box 547 Loleta CA 95551

EMail Address: achapman@loleta.org

FOR SERVICE IN A COUNTY OFFICE OF EDUCATION, STATE AGENCY OR NONPUBLIC SCHOOL OR AGENCY

Name of County _____ County CDS Code _____

Name of State Agency _____

Name of NPS/NPA _____ County of Location _____

The Superintendent of the County Office of Education or the Director of the State Agency or the Director of the NPS/NPA specified above adopted a declaration on ____/____/____, at least 72 hours following his or her public announcement that such a declaration would be made, certifying that there is an insufficient number of certificated persons who meet the county's, agency's or school's specified employment criteria for the position(s) listed on the attached form.

The declaration shall remain in force until June 30, _____.

▶ ***Enclose a copy of the public announcement***

Submitted by Superintendent, Director, or Designee:

_____	_____	_____
Name	*Signature*	*Title*
_____	_____	_____
Fax Number	*Telephone Number*	*Date*

_____

Mailing Address

_____

EMail Address

▶ *This declaration must be on file with the Commission on Teacher Credentialing before any emergency permits will be issued for service with the employing agency*

AREAS OF ANTICIPATED NEED FOR FULLY QUALIFIED EDUCATORS

Based on the previous year's actual needs and projections of enrollment, please indicate the number of emergency permits the employing agency estimates it will need in each of the identified areas during the valid period of this Declaration of Need for Fully Qualified Educators. This declaration shall be valid only for the type(s) and subjects(s) identified below.

This declaration must be revised by the employing agency when the total number of emergency permits applied for exceeds the estimate by ten percent. Board approval is required for a revision.

Type of Emergency Permit	**Estimated Number Needed**
CLAD/English Learner Authorization (applicant already holds teaching credential)	_____
Bilingual Authorization (applicant already holds teaching credential)	_____
List target language(s) for bilingual authorization: _____	
Resource Specialist	1.0 FTE
Teacher Librarian Services	_____

LIMITED ASSIGNMENT PERMITS

Limited Assignment Permits may only be issued to applicants holding a valid California teaching credential based on a baccalaureate degree and a professional preparation program including student teaching.

Based on the previous year's actual needs and projections of enrollment, please indicate the number of Limited Assignment Permits the employing agency estimates it will need in the following areas:

TYPE OF LIMITED ASSIGNMENT PERMIT	ESTIMATED NUMBER NEEDED
Multiple Subject	1.0 FTE
Single Subject	
Special Education	
TOTAL	2.0 FTE

EFFORTS TO RECRUIT CERTIFIED PERSONNEL

The employing agency declares that it has implemented in policy and practices a process for conducting a diligent search that includes, but is not limited to, distributing job announcements, contacting college and university placement centers, advertising in local newspapers, exploring incentives included in the Teaching as a Priority Block Grant (refer to **www.cde.ca.gov** for details), participating in state and regional recruitment centers and participating in job fairs in California.

If a suitable fully prepared teacher is not available to the school district, the district made reasonable efforts to recruit an individual for the assignment, in the following order:

- A candidate who qualifies and agrees to participate in an approved internship program in the region of the school district
- An individual who is scheduled to complete initial preparation requirements within six months

EFFORTS TO CERTIFY, ASSIGN, AND DEVELOP FULLY QUALIFIED PERSONNEL

Has your agency established a District Intern program? Yes ☑ No ☐

If no, explain. _____

Does your agency participate in a Commission-approved college or university internship program? Yes ☑ No ☐

If yes, how many interns do you expect to have this year? 2

If yes, list each college or university with which you participate in an internship program.

Humboldt State University

If no, explain why you do not participate in an internship program.

CHRIS N. HARTLEY, ED.D., Superintendent
901 Myrtle Avenue, Eureka, California 95501-1294 Phone: 707/445-7000 FAX: 707/445-7143 www.hcoe.org

April 28, 2020

MEMORANDUM

TO: District Superintendents

FROM: Hannah Gossi, Administrative Assistant

SUBJECT: **REMINDER OF NOVEMBER GOVERNING BOARD ELECTION**

Although the regularly scheduled election for governing boards is several months away, this is an early reminder that your board will need to adopt a "Specifications of the Election Order" resolution at a meeting prior to the end of June.

The purpose of this resolution is to confirm the number of board seats, or special measures, that your district will have on the ballot and to provide notice of the upcoming election in a public meeting and in your minutes. When completed, the resolution should be sent to the County Superintendent, who will then file it with the County Clerk and order a consolidated election within the county. A sample Specification of the Election Order resolution is attached.

For your board's information, the filing dates will be July 13 through August 7 at 5 p.m., with an extension through August 12 at 5 p.m. if the incumbent does not file.

In addition to this notice and resolution form, you will be receiving a notice (probably sometime this month) from the Humboldt County Elections Office indicating what their records reflect regarding the governing board election for your district. Please check the information on the board members' terms carefully and respond to the Elections Office as they have requested.

In the meantime, please don't hesitate to call if you have questions regarding the upcoming November election for school district board members.

hg
attachment

INTERDISTRICT ATTENDANCE AGREEMENT
Effective July 1, 2020

This Multi-District Interdistrict Attendance Agreement ("Agreement") is made and entered into by the school districts of Humboldt County listed in Attachment A to this Agreement, and is made pursuant to California Education Code section 46600. The parties agree to the terms of this Agreement through June 30, 2021. This Agreement affects student enrollment upon district board approval and through the 2021-2022 school year.

I. RECITALS:

A. California's Education Code permits two or more school districts to enter into an agreement for a term not to exceed five (5) years to allow pupils to enroll in a school district that is not their district of residence through a process known as "interdistrict transfer."

B. California Education Code requires school districts to respond to a Parent's request for an interdistrict transfer, if made in the current year, within thirty (30) calendar days of the request; and allows for Parents to appeal any denial of their request.

C. California's Education Code requires school districts to respond to "future year" requests for interdistrict transfers as soon as possible but no later than 14 calendar days after the commencement of instruction in the year for which the interdistrict transfer is sought.

D. Humboldt County has a history of allowing pupils to attend school districts that are not the pupil's district of residence where the capacity exists at the receiving district.

E. This Agreement addresses the interdistrict transfer process for parent requests to transfer a pupil during the current year or to transfer a pupil in the future school year. Parents benefit from knowing if the student will attend their preferred district in the future school year. Districts benefit from knowing accurate student enrollment projections by early February for the upcoming school year, to determine if layoff notices are warranted in advance of the legally mandated March 15 deadline to issue teacher layoff notices. Districts need to analyze projected enrollment and school boards must consider taking action on teacher layoffs, usually at their February board meetings.

F. This Agreement establishes deadlines for interdistrict transfers. To the degree that this is a departure from historic processes, the parties recognize that a county-wide information dissemination campaign will be critical to this Agreement's success.

G. Each district will maintain board policies and regulations that address acceptance, rejection, revocations and enrollment priorities; and operate in conformance with those policies and regulations. Examples of enrollment priorities may include, but are not limited to, the following: sibling(s) attend, children of staff member, older sibling previously attended the school, and others.

H. The parties recognize that there are existing interdistrict transfer permits that have been approved for students. This Agreement will not change the terms of any previously approved permits.

II. TERM OF AGREEMENT:

This Agreement shall take effect for each party on July 1, 2020 or upon its execution of the Agreement, whichever comes later, and shall expire on June 30, 2021. The parties understand that as to each party to the Agreement, the Agreement does not take effect unless that party's governing board approves the Agreement. This Agreement supersedes any past interdistrict agreements among the parties to this Agreement that are in conflict with this Agreement. Interdistrict transfer requests for the 2021-2022 school year shall be governed by this Agreement if the request was made within the timeframes a party was bound by this Agreement.

III. DEFINITIONS:

Active Military Parent: An "active military duty parent" means a parent with full-time military duty status in the active uniformed service of the United States, including members of the National Guard and the State Military Reserve on active duty orders pursuant to Chapter 1209 (commencing with Section 12301) and Chapter 1211 (commencing with Section 12401) of Part II of Subtitle E of Title 10 of the United States Code.

Capacity: A district's determination of the space and resources it has available for students.

Capacity Determination (for purposes of establishing a wait list): A capacity determination is made by the District of Proposed Enrollment no later than 15 days after the close of the Priority One enrollment window. Approval of an interdistrict transfer requires that the receiving District of Proposed Enrollment have capacity for the student.

Current year request: A request for interdistrict transfer received beginning 15 calendar days before the commencement of instruction in the school year for which interdistrict transfer is sought and anytime thereafter for that school year.

Denial: For purposes of appealing to the county board of education, a "denial" is a written rejection of a request, but also includes a school district's failure to provide written notification of the school district's decision within the timelines prescribed in this Agreement. A "denial" shall not include any of the following:

1. A request that has been deemed abandoned, meaning the Parent has not met required timelines.

2. An existing interdistrict transfer permit that has been revoked or rescinded in accordance with the policy of the governing board of the school district.

3. A denial by the District of Proposed Enrollment when no permit has been

first issued by the District of Residence.

District of Proposed Enrollment or "DPE": A school district other than the school district in which the Parent of a pupil resides, but in which the Parent of the pupil nevertheless intends to enroll the pupil through an interdistrict transfer.

District of Residence or "DOR": A school district in which the Parent of a pupil resides and in which the pupil would otherwise be required to enroll pursuant to the compulsory education requirements.

Enrollment Window: The period of time that interdistrict transfer requests for the upcoming year shall be considered by both the District of Residence and the District of Proposed Enrollment.

Future year request: A request for interdistrict transfer received up until 16 calendar days before the commencement of instruction in the school year for which interdistrict transfer is sought. A request received 15 calendar days before or thereafter is a "current year" request.

Hardship: Extreme difficulty or suffering.

Interdistrict transfer or "IDT": Interdistrict transfer; the act of a student attending a school district that is not the student's district of residence.

IDT Permit: The form which authorizes an individual interdistrict transfer, signed by the District of Residence, the District of Proposed Enrollment, and the Parent. The form is attached as Attachment B to this Agreement. Permits are good for one (1) school year. Parents must re-apply for each school year.

IDT Request: The formal process of a Parent seeking written permission from both the District of Residence and the District of Proposed Attendance for the child to attend a school district outside of his or her District of Residence. A District of Residence makes the initial determination as to whether an interdistrict transfer request shall be granted; the District of Proposed Enrollment then reviews the request and determines whether it will grant the request for the transfer to the District of Proposed Enrollment.

New Sibling Requests: Requests for a student to attend a District of Proposed Enrollment when the student's sibling(s) will be enrolled at the District of Proposed Enrollment in the same year.

Parent: The natural or adoptive parent or guardian, the person having legal custody, or other educational rights holder.

Reasonable Enrollment Activities: Activities that a District of Residence may require a Parent to participate in to demonstrate the District of Residence's ability to meet the student and/or Parent's needs. "Reasonable enrollment activities" include a discussion with District of Residence's school administration or their designees, attending an orientation meeting, a site visit, and/or review of informational literature.

Renewals: A renewal of a previously granted Interdistrict Transfer Permit. Renewals must be sought annually.

School-level transitions: Transitions from one grade span to another, based upon the District of Residence's transitions, e.g. elementary school to middle school, or middle school to high school.

Victim of an act of bullying: A "victim of an act of bullying" means a pupil that has been determined to have been a victim of bullying by an investigation pursuant to the complaint process described in Education Code Section 234.1. The bullying must have been committed by any pupil in the school district of residence, and the parent of the pupil must have filed a written complaint regarding the bullying with the school, school district personnel, or a local law enforcement agency.

IV. INTERDISTRICT TRANSFER REQUESTS:

Parents are advised that this Agreement establishes deadlines to apply for enrollment in a school district for the upcoming school year.

A. Preferential Enrollment ("Priority One Open Enrollment Window"): Requests for an IDT for the Future School Year Received from December 1 through February 1

1. The DOR will approve an IDT Request submitted by a Parent if it is received at the DOR between December 1st through February 1st at 4:00 p.m. each year if Parents have complied with the process described herein. If February 1st falls on a weekend, the deadline will be the next school day after February 1st. IDT Requests for the future school year may not be submitted prior to December 1.

2. The DOR will have 10 school days after the close of the enrollment window to approve the request and to forward the IDT Request to the DPE. The DOR may deny a Parent request for an IDT if the Parent does not participate in DOR Reasonable Enrollment Activities, absent good cause such as hardships due to medical conflicts, work schedule, child care, transportation, language barriers, etc. All other IDT Requests received within the Priority One Enrollment Window will be approved by the DOR, unless the Parent withdraws their IDT Request.

3. The DPE will have 15 school days after the close of the Priority One Open Enrollment Window (or 5 school days from receipt of the approved IDT Permit from the DOR, whichever is later) to approve or deny the IDT Request and to notify both the Parent and DOR of the DPE's decision.

4. Renewals and New Sibling Requests will be approved and will follow the same timelines listed within Priority One, above. A DOR may require a Parent to participate in Reasonable Enrollment Activities prior to granting a renewal when the student transfer involves a School Level Transition (defined above). Districts will honor existing approved multiyear IDT permits.

B. Priority Two Enrollment Window – Requests for an IDT for the Future School Year Received After February 1 and for Requests Made In the Current School Year

IDT Requests received from a Parent for the current school year and for the future year received after the February 1 enrollment window will be processed and approved by a DOR under the following circumstances:

1. Parent did not reside in Humboldt County school districts' boundaries prior to Priority One deadline.

2. Parent moved from one district to another district subsequent to the Priority One deadline.

3. Parent has a reasonable argument and a compelling reason, including hardship, such as medical conflicts, work schedule, child care, transportation, language barriers, for why the Priority One deadline was not met, or why the circumstance did not warrant a request for an IDT at the time of the Priority One deadline.

4. Parent has a reasonable explanation for not being able to participate in DOR Reasonable Enrollment Activity.

The DOR may require the Parent to participate in Reasonable Enrollment Activities as outlined in Subsection IV.A.2. (Priority One). If approved by the DOR, IDT Requests will be forwarded to the DPE for approval or denial.

C. Wait Listed Students for the Upcoming Year

If a DOR granted an IDT Request for the future year, that approval is valid until the commencement of the DPE's new school year. This is to allow time for school districts to determine if there is capacity for the student. Each DPE is limited to accepting the equivalent of two students per grade level from its wait list, or 7% of the school's total enrollment from the waitlist, whichever is greater. The wait list must be established at the time of the DPE's lottery or capacity determination.

V. STATUTORY PREFERENCES:

A. Victims of Bullying

If a school within the DOR has only one school offering the grade level of the victim of an act of bullying, and therefore there is no option for an intradistrict transfer, the victim of an act of bullying may apply for an interdistrict transfer and the DOR shall not prohibit the transfer if the DPE approves the application for transfer.

A DPE that elects to accept an interdistrict transfer of a student who is the victim of an act of bullying shall accept all pupils who apply to transfer under this statutory preference until the DPE is at maximum capacity. A DPE shall ensure that pupils admitted under this preference are selected through an unbiased process that prohibits an inquiry into or evaluation or consideration of whether or not a pupil should be enrolled based on academic or athletic performance, physical condition, proficiency in English, family income, or any of the individual characteristics set forth

in Section 220, including, but not limited to, race or ethnicity, gender, gender identity, gender expression, and immigration status.

B. Children of Active Military Service Men and Women

Notwithstanding any other terms of this agreement, a DOR shall not prohibit the transfer of a pupil who is a child of an active military duty parent to a school district of proposed enrollment if the DPE approves the application for transfer.

VI. APPEALS:

Parents have a right to appeal to the Humboldt County Office of Education ("HCOE") when a school district denies an IDT Request. HCOE shall process these appeals in accordance with California Education Code section 46601, the terms of this Agreement, and HCOE's Board Policies and Regulations. Parents are entitled to notice of their right to appeal to HCOE. Failure to appeal within the required time is good cause for denial of an appeal.

Appeals must be filed by the Parent within thirty (30) days of a denial of a request. See "definitions" above for the definition of a denial.

***

Provisional Enrollment in DPE Pending Appeal: The parties agree that no DPE will grant provisional enrollment of a pupil pending an appeal before Humboldt County Office of Education ("HCOE"), except that a DPE may provisionally enroll a student who has been attending a DPE school in the immediate past and who has been historically continuously enrolled. For example, a Parent moves from District A in April to District B, but wants her child to continue attending District A for continuity. A pupil shall be eligible for provisional attendance only upon providing reasonable evidence that a final decision for a request for interdistrict transfer is pending either with the DOR, the DPE, or HCOE. Where provisional enrollment is granted under these limited circumstances, and for a period not to exceed two school months, the governing board of a DPE may provisionally admit to the schools of the school district a pupil who resides in another school district, pending a decision of the governing boards of the two school districts, or by HCOE upon appeal, regarding the interdistrict attendance. The period of provisional attendance begins on the first day of the pupil's attendance in the school. If a decision by the school districts or HCOE has not been rendered by the conclusion of two school months, and the school districts or HCOE are still operating within the prescribed timelines, the pupil shall not be allowed to continue attendance at the DPE. If the pupil is subject to compulsory full-time education pursuant to Section 48200, he or she shall enroll in the DOR or in another educational program.

Provisional attendance shall not guarantee that a school district or HCOE will approve a request for interdistrict transfer.

VII. REVOCATIONS:

Neither a DOR nor DOA may revoke an IDT for a student after June 30 following the completion of grade 10, or for pupils in grades 11 or 12. Any other IDT Permit may be revoked pursuant to the policies and regulations of either the DOA or DOR, or as set forth on the IDT Permit itself, as permitted by law. If a school district revokes an IDT Permit, it will promptly provide written notice of the revocation to the other district.

VIII. CHANGES IN LAW:

If any law modifies or conflicts with a provision of this Agreement, the new law shall prevail as if written into the Agreement. A change in law, or a finding that one portion of this Agreement is not legally compliant, shall not invalidate the other terms of the Agreement.

ATTACHMENT A: LIST OF PARTIES
ATTACHMENT B: IDT REQUEST FORM

For Each Party:

_____School District

Signature of Superintendent and Date:

_____

Board approval:

Date:_____

ATTACHMENT A: LIST OF PARTIES

Arcata School District
Big Lagoon Union School District
Blue Lake Union School District
Bridgeville School District
Cuddeback Union School District
Cutten School District
Eureka City Schools District
Ferndale Unified School District
Fieldbrook School District
Fortuna Elementary School District
Fortuna Union High School District
Freshwater School District
Garfield School District
Green Point School District
Hydesville School District
Jacoby Creek School District
Klamath Trinity Joint Unified School District
Kneeland School District
Loleta Union School District
Maple Creek School District
Mattole Unified School District
McKinleyville Union School District
Northern Humboldt Union High School District
Orick School District
Pacific Union School District
Peninsula Union School District
Rio Dell School District
Scotia Union School District
South Bay Union School District
Southern Humboldt Unified School District
Trinidad Union School District

Loleta Union School District

RESOLUTION 20-08

On motion of GS seconded by KB the resolution, set forth below, was adopted by the following vote:

Ayes: 5

Noes: Ø

Absent: Ø

SPECIFICATIONS OF THE ELECTION ORDER

RESOLVED, pursuant to Education Code Section 5322, the authority for the specification of the election order, I hereby specify the following with respect to the governing board member election for the Loleta Union School District.

Date of Election: **November 3, 2020**

Purpose of the Election: To elect **three (3)** members to the governing board of said district.

CLERK'S CERTIFICATE

I hereby certify that the foregoing is a full true and correct excerpt from the Journal of the Governing Board of said school district, pertaining to the adoption of the foregoing resolution, for a (regular) or (special) meeting held in Loleta Union School District.

President/Clerk of the Board

5.6

CHRIS HARTLEY, ED.D., Superintendent
901 Myrtle Avenue, Eureka, California 95501-1294 Phone: 707/445-7000 FAX: 707/445-7143 www.hcoe.org

May 16, 2019

MEMORANDUM

TO: District Superintendents and Business Managers

FROM: Corey Weber, Director of Fiscal Services

SUBJECT: **WARRANT DISTRIBUTION AUTHORIZATION FORM CS-1 AND CERTIFICATION FORM CS-7 FOR THE 2019-2020 SCHOOL YEAR**

Attached are two forms for your completion. The WARRANT DISTRIBUTION AUTHORIZATION FORM (CS-1) serves to identify the person or persons in your district who are authorized to pick up payroll checks when ready for distribution by this office and notifies the Business Office of the method of directing your commercial checks. Postage costs for mailing checks to the district (both payroll and commercial) are fully reimbursable to HCOE.

The CERTIFICATION FORM (CS-7) serves as official notification as to the person or persons who are authorized to sign commercial check orders and payroll check orders for the 2019-2020 school year as agents of the board. Education Code section 42632 is listed below for your information. An **original** signature of the authorized person(s) listed is required as well as **every** board member. **(Note: PLEASE PRINT OR TYPE EACH NAME UNDERNEATH THEIR SIGNATURE)**

> "Each order drawn on the funds of the school district shall be signed by at least a majority of the members of the governing board of the district, or by a person or persons authorized by the governing board to sign orders in its name. No person other than an officer or employee of the district shall be authorized to sign orders."

Please complete these forms and return them by June 30 to Brenda Howard in the Business Office. Without exception, these forms must be submitted before any commercial or payroll checks may be issued or released to a district after June 30, 2019.

Revised forms should be submitted any time during the year when there is a change in authorized personnel. These forms are available at http://www.humboldt.k12.ca.us through the HCOE::NET Forms Room under "Business". Please contact Brenda Howard at 445-7054, if you have any questions.

CW:sn

Attachments

c: Brenda Howard

AUTHORIZATION FOR FISCAL YEAR: 2020-2021

CS-7

DATE: June 23, 20 20 **SCHOOL DISTRICT** Loleta Union

CERTIFICATION

This is to certify that the Board of Trustees of the above stated School District passed the following motion at its June 23, 2020 meeting authorizing the following to sign commercial warrants and payroll payment orders as agent of the Board.

"It was moved by _____

and seconded by _____

that Autumn Chapman Superintend/Principal

Lisa Armstrong Confid Secretary

Christine Perez Board Member

Be authorized to sign commercial warrants and payroll payment orders as agent of the Board of trustees of the Loleta Union School District.

Ayes (Members' Names): _____

Noes (Members' Names): _____

Motion Carried."

Authorized Signatures:

Autumn L Chapman

Lisa Armstrong

Board of Trustees Signatures:

(signed) Clerk, Board of Trustees

05/17/B USJ/forms/CS-7

Return to HCOE Business Office

CO-OP SERVICE AGREEMENT 2020-2021

The Humboldt County Superintendent of Schools, acting as the Local Education Agency for the Humboldt County Cooperative (Co-op), and the **Loleta Union School District** as a **Tier 5** Co-op Member, do mutually agree as follows:

XXIV. LEA Responsibilities

1. LEAs will be assessed a flat rate fee for membership in the Co-op. This fee is graduated (see chart below) and calculated on prior year's income from state and federal programs as selected by the Co-op Finance Committee. The general membership will review and approve membership fee rate recommendations from the Finance Committee at an annual meeting. The membership fee will be charged to the federal or state program(s) identified by each LEA.

Categorical Programs Entitlements Totals		Flat Fee
Under $25,000	Tier 1	$506
$25,001 to $50,000	Tier 2	$760
$50,001 to $100,000	Tier 3	$1,327
$100,001 to $200,000	Tier 4	$2,077
$200,001 to $500,000	Tier 5	$2,895
$500,001 to $900,000	Tier 6	$3,742
Over $900,000	Tier 7	$4,605

2. Member LEAs shall be responsible for their own annual fiscal compliance.

II. Humboldt County Office of Education Services

The Humboldt County Superintendent agrees to provide the following services to the Co-op members:

24. Provide information about on-going, and new, state and federal categorical programs. This support to include information on eligibility, governing regulations, reporting requirements and use of funds. Information to be dispersed at meetings, via email, online,

by personal phone contact or meetings on site. Assistance with specific LEA needs or requests will be available by phone, email or site visit from the Co-op Director.

2. Assist member LEAs with completing and submitting State mandated forms including the Consolidated Application (Con App) for Funding Categorical Programs in a timely and accurate manner. Co-op staff will also amend and revise Con App forms as requested by member LEAs. Instructions on use of funds and related legal Assurances will be provided on a regular basis and as requested by individual LEAs both as hard copy and electronically. Fiscal transactions and recommendations will be coordinated with HCOE Business Department staff.
3. Assist school staff to develop Local Control Accountability Plans (LCAP) and Title I LEA and School-wide Program plans which will be compliant with all requirements. Facilitate goal writing and action/services development meetings. Provide sample materials, networking opportunities and sharing of best practices
4. Assist LEA staff with annual revisions and updates to the LEA Plan and LCAP.
5. Assist School Site Councils to update the Single Plan for Student Achievement and align to district LCAP. Collect and format student data to share with SSC when analyzing data for school needs assessment. Facilitate planning and development meetings.
6. Assist LEAs with grant opportunities by identifying opportunities, reviewing applications or assisting with grant development and writing.
7. Direct to resources on compliant policies, procedures and documents necessary to meet state requirements for Federal Program Monitoring (FPM) and to HCOE staff responsible for county FPM coordination including networking opportunities, sharing of best practices and access to the on-line forum for posting sample FPM documents.
8. Provide guidance and resources, training as needed on state and federal accountability systems & assessments.
9. Serve as a resource for LEAs to research state/federal mandates that apply to the member LEAs. Inform member LEAs of changes in regulations in a timely fashion to insure compliance.
10. Provide training and on-going, on-site support for administrators, LCAP leadership teams and School Site Councils. Offer annual trainings and respond to individual requests for LEA or site level trainings when needed.
11. Assist LEAs with understanding CALPADS data reporting requirements and its implications on funding and accountability.

12. Organize group purchase of services or products, or consortia of interested member LEAs to enter into agreements for services, as requested by member LEAs.

LEA Superintendent, Director or Designee

Jennifer Fairbanks, Co-op Director

FOR

FOR

Humboldt County
(School's name here please)

Office of Education

DATE: _____

DATE: _____

//

by personal phone contact or meetings on site. Assistance with specific LEA needs or requests will be available by phone, email or site visit from the Co-op Director.

2. Assist member LEAs with completing and submitting State mandated forms including the Consolidated Application (Con App) for Funding Categorical Programs in a timely and accurate manner. Co-op staff will also amend and revise Con App forms as requested by member LEAs. Instructions on use of funds and related legal Assurances will be provided on a regular basis and as requested by individual LEAs both as hard copy and electronically. Fiscal transactions and recommendations will be coordinated with HCOE Business Department staff.
3. Assist school staff to develop Local Control Accountability Plans (LCAP) and Title I LEA and School-wide Program plans which will be compliant with all requirements. Facilitate goal writing and action/services development meetings. Provide sample materials, networking opportunities and sharing of best practices
4. Assist LEA staff with annual revisions and updates to the LEA Plan and LCAP.
5. Assist School Site Councils to update the Single Plan for Student Achievement and align to district LCAP. Collect and format student data to share with SSC when analyzing data for school needs assessment. Facilitate planning and development meetings.
6. Assist LEAs with grant opportunities by identifying opportunities, reviewing applications or assisting with grant development and writing.
7. Direct to resources on compliant policies, procedures and documents necessary to meet state requirements for Federal Program Monitoring (FPM) and to HCOE staff responsible for county FPM coordination including networking opportunities, sharing of best practices and access to the on-line forum for posting sample FPM documents.
8. Provide guidance and resources, training as needed on state and federal accountability systems & assessments.
9. Serve as a resource for LEAs to research state/federal mandates that apply to the member LEAs. Inform member LEAs of changes in regulations in a timely fashion to insure compliance.
10. Provide training and on-going, on-site support for administrators, LCAP leadership teams and School Site Councils. Offer annual trainings and respond to individual requests for LEA or site level trainings when needed.
11. Assist LEAs with understanding CALPADS data reporting requirements and its implications on funding and accountability.

12. Organize group purchase of services or products, or consortia of interested member LEAs to enter into agreements for services, as requested by member LEAs.

_____ Jennifer Fairbanks

LEA Superintendent, Director or Designee Jennifer Fairbanks, Co-op Director

FOR

FOR

Humboldt County
(School's name here please)

Office of Education

DATE: _____

DATE: _____

//

CO-OP SERVICE AGREEMENT 2020-2021

The Humboldt County Superintendent of Schools, acting as the Local Education Agency for the Humboldt County Cooperative (Co-op), and the **Loleta Union School District** as a **Tier 5** Co-op Member, do mutually agree as follows:

XXIV. LEA Responsibilities

1. LEAs will be assessed a flat rate fee for membership in the Co-op. This fee is graduated (see chart below) and calculated on prior year's income from state and federal programs as selected by the Co-op Finance Committee. The general membership will review and approve membership fee rate recommendations from the Finance Committee at an annual meeting. The membership fee will be charged to the federal or state program(s) identified by each LEA.

Categorical Programs Entitlements Totals		**Flat Fee**
Under $25,000	**Tier 1**	**$506**
$25,001 to $50,000	**Tier 2**	**$760**
$50,001 to $100,000	**Tier 3**	**$1,327**
$100,001 to $200,000	**Tier 4**	**$2,077**
$200,001 to $500,000	**Tier 5**	**$2,895**
$500,001 to $900,000	**Tier 6**	**$3,742**
Over $900,000	**Tier 7**	**$4,605**

2. Member LEAs shall be responsible for their own annual fiscal compliance.

II. Humboldt County Office of Education Services

The Humboldt County Superintendent agrees to provide the following services to the Co-op members:

24. Provide information about on-going, and new, state and federal categorical programs. This support to include information on eligibility, governing regulations, reporting requirements and use of funds. Information to be dispersed at meetings, via email, online,

Recinding

BEFORE THE GOVERNING BOARD OF THE
LOLETA UNIFED SCHOOL DISTRICT
COUNTY OF HUMBOLDT, STATE OF CALIFORNIA
Resolution No. 20-07

WHEREAS, due to a lack of work and/or lack of funds, this Board hereby finds it is in the best interest of this school district that as of June 30, 2020, certain services now being provided by the District be discontinued by the following extent:

No. of Positions	Title of Positions (Work Days/Months)	Currently Assigned Time Per Day	Reduction in Assigned Time Per Day	Resulting Assigned Time Per Day
1.0 FTE	Bus Driver/Custodian	FT	elimination	0

NOW, THEREFORE, BE IT RESOLVED that 1.0 (FTE) classified positions be discontinued to the extent set forth above.

BE IT FURTHER RESOLVED that the District Superintendent be and hereby is authorized and directed to give a notice of elimination, of employment to 1.0(FTE) classified employees pursuant to the District's policies, rule, and regulations and applicable provisions of the Education Code not later than 60 days prior to the effective date of elimination, of employment as set forth above.

The foregoing Resolution was passed and adopted at a regular board meeting of the Governing Board on June 18, 2020, by the following vote:

AYES: John Simmons, Glenn Shewrey, Kirsten Boyce, Christina Perez
(Name(s) of Board Members)

NOES: _____
(Name(s) of Board Members)

ABSENCES: Amanda Benson
(Name(s) of Board Members)

ABSTENTIONS: _____
(Name(s) of Board Members)

Date: 6/18/2020

GOVERNING BOARD OF THE
LOLETA UNION SCHOOL DISTRICT

By _____
Secretary of the Governing Board

ANNUAL CERTIFICATION REGARDING SELF-INSURED WORKERS' COMPENSATION CLAIMS

Pursuant to EC Section 42141, if a school district, either individually or as a member of a joint powers agency, is self-insured for workers' compensation claims, the superintendent of the school district annually shall provide information to the governing board of the school district regarding the estimated accrued but unfunded cost of those claims. The governing board annually shall certify to the county superintendent of schools the amount of money, if any, that it has decided to reserve in its budget for the cost of those claims.

To the County Superintendent of Schools:

(___) Our district is self-insured for workers' compensation claims as defined in Education Code Section 42141(a):

Total liabilities actuarially determined:	$
Less: Amount of total liabilities reserved in budget:	$
Estimated accrued but unfunded liabilities:	$ 0.00

(X) This school district is self-insured for workers' compensation claims through a JPA, and offers the following information:
Permissively self-insured through North Coast Schools Insurance Group

(___) This school district is not self-insured for workers' compensation claims.

Signed _____ Date of Meeting: 6/25/2020
Clerk/Secretary of the Governing Board
(Original signature required) John Simmons

For additional information on this certification, please contact:

Name: Taylin Titus

Title: Director, JPA

Telephone: 707-445-7055

E-mail: ttitus@hcoe.org

ANNUAL BUDGET REPORT:
July 1, 2020 Budget Adoption

Insert "X" in applicable boxes:

[X] This budget was developed using the state-adopted Criteria and Standards. ~~It includes the expenditures necessary to implement the Local Control and Accountability Plan (LCAP) or annual update to the LCAP that will be effective for the budget year.~~ The budget was filed and adopted subsequent to a public hearing by the governing board of the school district pursuant to Education Code sections 33129, 42127, 52060, 52061, and 52062.

[ ] If the budget includes a combined assigned and unassigned ending fund balance above the minimum recommended reserve for economic uncertainties, at its public hearing, the school district complied with the requirements of subparagraphs (B) and (C) of paragraph (2) of subdivision (a) of Education Code Section 42127.

Budget available for inspection at:

Place: 700 Loleta Drive Loleta CA
Date: 6/30/2020

Adoption Date: 6/25/2020

Signed: _____
Clerk/Secretary of the Governing Board
(Original signature required)

Public Hearing:

Place: 700 Loleta Drive Loleta
Date: 6/25/2020
Time: 5:30pM

Contact person for additional information on the budget reports:

Name: Autumn Chapman
Title: Superintendent

Telephone: 707-733-5705
E-mail: AChapman@aol.com

Criteria and Standards Review Summary

The following summary is automatically completed based on data provided in the Criteria and Standards Review (Form 01CS). Criteria and standards that are "Not Met," and supplemental information and additional fiscal indicators that are "Yes," may indicate areas of potential concern for fiscal solvency purposes and should be carefully reviewed.

CRITERIA AND STANDARDS			Met	Not Met
1	Average Daily Attendance	Budgeted (funded) ADA has not been overestimated by more than the standard for the prior fiscal year, or two or more of the previous three fiscal years.	X	

CRITERIA AND STANDARDS (continued)			Met	Not Met
2	Enrollment	Enrollment has not been overestimated by more than the standard for the prior fiscal year, or two or more of the previous three fiscal years.		X
3	ADA to Enrollment	Projected second period (P-2) ADA to enrollment ratio is consistent with historical ratios for the budget and two subsequent fiscal years.	X	
4	Local Control Funding Formula (LCFF) Revenue	Projected change in LCFF revenue is within the standard for the budget and two subsequent fiscal years.	X	
5	Salaries and Benefits	Projected ratios of total unrestricted salaries and benefits to total unrestricted general fund expenditures are consistent with historical ratios for the budget and two subsequent fiscal years.		X
6a	Other Revenues	Projected operating revenues (e.g., federal, other state, and other local) are within the standard for the budget and two subsequent fiscal years.		X
6b	Other Expenditures	Projected operating expenditures (e.g., books and supplies, and services and other operating) are within the standard for the budget and two subsequent fiscal years.		X
7	Ongoing and Major Maintenance Account	If applicable, required contribution to the ongoing and major maintenance account (i.e., restricted maintenance account) is included in the budget.	n/a	
8	Deficit Spending	Unrestricted deficit spending, if any, has not exceeded the standard for two or more of the last three fiscal years.	X	
9	Fund Balance	Unrestricted general fund beginning balance has not been overestimated by more than the standard for two or more of the last three fiscal years.	X	
10	Reserves	Projected available reserves (e.g., reserve for economic uncertainties, unassigned/unappropriated amounts) meet minimum requirements for the budget and two subsequent fiscal years.		X

SUPPLEMENTAL INFORMATION			No	Yes
S1	Contingent Liabilities	Are there known or contingent liabilities (e.g., financial or program audits, litigation, state compliance reviews) that may impact the budget?	X	
S2	Using One-time Revenues to Fund Ongoing Expenditures	Are there ongoing general fund expenditures in excess of one percent of the total general fund expenditures that are funded with one-time resources?	X	
S3	Using Ongoing Revenues to Fund One-time Expenditures	Are there large non-recurring general fund expenditures that are funded with ongoing general fund revenues?	X	
S4	Contingent Revenues	Are any projected revenues for the budget or two subsequent fiscal years contingent on reauthorization by the local government, special legislation, or other definitive act (e.g., parcel taxes, forest reserves)?	X	
S5	Contributions	Have contributions from unrestricted to restricted resources, or transfers to or from the general fund to cover operating deficits, changed by more than the standard for the budget or two subsequent fiscal years?		X

SUPPLEMENTAL INFORMATION (continued)			No	Yes
S6	Long-term Commitments	Does the district have long-term (multiyear) commitments or debt agreements?	X	
		• If yes, have annual payments for the budget or two subsequent fiscal years increased over prior year's (2019-20) annual payment?	n/a	
S7a	Postemployment Benefits Other than Pensions	Does the district provide postemployment benefits other than pensions (OPEB)?		X
		• If yes, are they lifetime benefits?	X	
		• If yes, do benefits continue beyond age 65?	X	
		• If yes, are benefits funded by pay-as-you-go?		X
S7b	Other Self-insurance Benefits	Does the district provide other self-insurance benefits (e.g., workers' compensation)?	X	
S8	Status of Labor Agreements	Are salary and benefit negotiations still open for:		
		• Certificated? (Section S8A, Line 1)		X
		• Classified? (Section S8B, Line 1)		X
		• Management/supervisor/confidential? (Section S8C, Line 1)		X
S9	Local Control and Accountability Plan (LCAP)	• Did or will the school district's governing board adopt an LCAP or an update to the LCAP effective for the budget year?		X
		• Adoption date of the LCAP or an update to the LCAP:	Not Applicable	
S10	LCAP Expenditures	Does the school district's budget include the expenditures necessary to implement the LCAP or annual update to the LCAP as described in the Local Control and Accountability Plan and Annual Update Template?	X	

ADDITIONAL FISCAL INDICATORS			No	Yes
A1	Negative Cash Flow	Do cash flow projections show that the district will end the budget year with a negative cash balance in the general fund?	X	
A2	Independent Position Control	Is personnel position control independent from the payroll system?	X	
A3	Declining Enrollment	Is enrollment decreasing in both the prior fiscal year and budget year?	X	
A4	New Charter Schools Impacting District Enrollment	Are any new charter schools operating in district boundaries that are impacting the district's enrollment, either in the prior fiscal year or budget year?	X	
A5	Salary Increases Exceed COLA	Has the district entered into a bargaining agreement where any of the budget or subsequent fiscal years of the agreement would result in salary increases that are expected to exceed the projected state funded cost-of-living adjustment?	X	

ADDITIONAL FISCAL INDICATORS (continued)			No	Yes
A6	Uncapped Health Benefits	Does the district provide uncapped (100% employer paid) health benefits for current or retired employees?	X	
A7	Independent Financial System	Is the district's financial system independent from the county office system?	X	
A8	Fiscal Distress Reports	Does the district have any reports that indicate fiscal distress? If yes, provide copies to the COE, pursuant to EC 42127.6(a).	X	
A9	Change of CBO or Superintendent	Have there been personnel changes in the superintendent or chief business official (CBO) positions within the last 12 months?	X	

Humboldt County Office of Education

CERTIFICATION OF ADOPTED BUDGET
2020-2021

In order for our office to be certain that the 2020-2021 adopted budget in the financial system equals the Budget Adoption Report as adopted by the board, we request that you **complete the following and return it to Brenda Howard, in the Business Office**, after board adoption.

X There were no changes to the Budget Adoption Report as originally prepared.

____ Attached is the adopted budget for our district. Changes were made at the time of adoption. These changes are indicated in red on the attached Budget Adoption Report and have been entered into the financial system in the computer. A budget summary report is enclosed which equals the attached Budget Adoption Report.

SIGNED: Autumn L Chapman
District Superintendent or Business Manager

Loleta Union School Dist.
School District

6/25/2020
Date

W:\Administration Share\Tickler\2020-21\Adoption Instructions 2020-2021.docx

EXHIBIT B

BEFORE THE BOARD OF TRUSTEES OF THE LOLETA UNION ELEMENTARY SCHOOL DISTRICT HUMBOLDT COUNTY , CALIFORNIA

RESOLUTION NO. 20-05

In the Matter of the Decision	)	RESOLUTION TO RELEASE
to Release Temporary	)	TEMPORARY CERTIFICATED
Certificated Employee	)	EMPLOYEE

WHEREAS, the Board of Trustees is authorized under Education Code section 44954(b) to give, at any time before the end of the current school year, a notice of release for the succeeding school year to any temporary certificated employee who has served during one school year at least seventy-five percent (75%) of the number of days the regular schools of the District are maintained;

WHEREAS, Jeffery Bertotti ("Employee") is a temporary certificated employee who has served or will serve during one school year at less than seventy-five percent (75%) of the number of days the regular schools of the District are maintained;

WHEREAS, the Board of Trustees has received a recommendation from the District Superintendent or other appropriate District administrators to release Employee; and

WHEREAS, the Board of Trustees has discussed the recommendation made by the administration and concurs in said recommendation;

NOW, THEREFORE, BE IT RESOLVED that the Board of Trustees determines that Employee shall be released at the end of the current school year and hereby authorizes the

District Superintendent or the Superintendent's designee to notify Employee in accordance with the requirements of Education Code section 44954(b) of the Board of Trustees' decision to release Employee. The District Superintendent or the Superintendent's designee is further authorized to take any other actions necessary to effect the intent of this Resolution.

This Resolution was adopted at a meeting of the Board of Trustees held on June 18 , 2020.

AYES: _____

NOES: _____

ABSENT: _____

_____
President, Board of Trustees

I, _____, Clerk of the Board of Trustees of this school district, do hereby certify that the foregoing Resolution was regularly introduced, passed, and adopted by the Board of Trustees at its meeting held on _June 18_, 2020.

_____
Clerk, Board of Trustees

EXHIBIT B

BEFORE THE BOARD OF TRUSTEES OF THE LOLETA UNION ELEMENTARY SCHOOL DISTRICT HUMBOLDT COUNTY , CALIFORNIA

RESOLUTION NO. __20-05_____

In the Matter of the Decision	)	RESOLUTION TO RELEASE
to Release Temporary	)	TEMPORARY CERTIFICATED
Certificated Employee	)	EMPLOYEE

WHEREAS, the Board of Trustees is authorized under Education Code section 44954(b) to give, at any time before the end of the current school year, a notice of release for the succeeding school year to any temporary certificated employee who has served during one school year at least seventy-five percent (75%) of the number of days the regular schools of the District are maintained;

WHEREAS, __Jeffery Bertotti_ ("Employee") is a temporary certificated employee who has served or will serve during one school year at less than seventy-five percent (75%) of the number of days the regular schools of the District are maintained;

WHEREAS, the Board of Trustees has received a recommendation from the District Superintendent or other appropriate District administrators to release Employee; and

WHEREAS, the Board of Trustees has discussed the recommendation made by the administration and concurs in said recommendation;

NOW, THEREFORE, BE IT RESOLVED that the Board of Trustees determines that Employee shall be released at the end of the current school year and hereby authorizes the

District Superintendent or the Superintendent's designee to notify Employee in accordance with the requirements of Education Code section 44954(b) of the Board of Trustees' decision to release Employee. The District Superintendent or the Superintendent's designee is further authorized to take any other actions necessary to effect the intent of this Resolution.

This Resolution was adopted at a meeting of the Board of Trustees held on June 18 , 2020.

AYES: _____

NOES: _____

ABSENT: _____

_____
President, Board of Trustees

I, _____, Clerk of the Board of Trustees of this school district, do hereby certify that the foregoing Resolution was regularly introduced, passed, and adopted by the Board of Trustees at its meeting held on _June 18_, 2020.

_____
Clerk, Board of Trustees

BEFORE THE BOARD OF TRUSTEES OF THE

LOLETA UNION ELEMENTARY SCHOOL DISTRICT

HUMBOLDT COUNTY, CALIFORNIA

In the Matter of the Elimination/Reduction of Certain Positions in the Classified Service and Directing Notification of Classified Employees	))))	**RESOLUTION NO.** __20-06____

WHEREAS, Loleta Union Elementary School District ("District") maintains the following positions within the classified / management service:

1. [Instructional Assistant 1:1] **Example: Instructional Assistant**

WHEREAS, due to lack of funds, the Board of Trustees of the District hereby finds that it will be necessary to reduce or eliminate certain services to the following extent:

1. [Instructional Assistant 1:1] - .88 F.T.E. to be eliminated.

NOW, THEREFORE, BE IT RESOLVED that, effective __June 18,___, 2020, or 60 days after service of notice, whichever is later, the classified positions of the District shall be reduced or eliminated to the extent hereinabove set forth; and

BE IT FURTHER RESOLVED that the Superintendent, or designee, of this District is hereby authorized and directed to give notice of the reduction and/or elimination of the foregoing services to the appropriate classified employees of the District in accordance with applicable law; and

BE IT FURTHER RESOLVED that the Superintendent, or designee, is hereby authorized and directed to inform each such employee of his/her displacement rights, if any, and his/her rehire rights.

The foregoing Resolution was passed and adopted by the Board of Trustees of the Loleta Union Elementary School District on June 18, 2020, by the following vote:

AYES: _____

NOES: _____

ABSENT: _____

_____
President, Board of Trustees

I, _____, Secretary/Clerk of the Board of Trustees, do hereby certify that the foregoing Resolution was regularly introduced, passed, and adopted by the Board of Trustees of the District at its meeting on _____, 2020.

_____
Clerk/Secretary, Board of Trustees

EXHIBIT B

BEFORE THE BOARD OF TRUSTEES OF THE LOLETA UNION ELEMENTARY SCHOOL DISTRICT HUMBOLDT COUNTY , CALIFORNIA

RESOLUTION NO. 20-05

In the Matter of the Decision	)	RESOLUTION TO RELEASE
to Release Temporary	)	TEMPORARY CERTIFICATED
Certificated Employee	)	EMPLOYEE

WHEREAS, the Board of Trustees is authorized under Education Code section 44954(b) to give, at any time before the end of the current school year, a notice of release for the succeeding school year to any temporary certificated employee who has served during one school year at least seventy-five percent (75%) of the number of days the regular schools of the District are maintained;

WHEREAS, Jeffery Bertotti ("Employee") is a temporary certificated employee who has served or will serve during one school year at less than seventy-five percent (75%) of the number of days the regular schools of the District are maintained;

WHEREAS, the Board of Trustees has received a recommendation from the District Superintendent or other appropriate District administrators to release Employee; and

WHEREAS, the Board of Trustees has discussed the recommendation made by the administration and concurs in said recommendation;

NOW, THEREFORE, BE IT RESOLVED that the Board of Trustees determines that Employee shall be released at the end of the current school year and hereby authorizes the

District Superintendent or the Superintendent's designee to notify Employee in accordance with the requirements of Education Code section 44954(b) of the Board of Trustees' decision to release Employee. The District Superintendent or the Superintendent's designee is further authorized to take any other actions necessary to effect the intent of this Resolution.

This Resolution was adopted at a meeting of the Board of Trustees held on June 18, 2020.

AYES: _____

NOES: _____

ABSENT: _____

_____
President, Board of Trustees

I, _____, Clerk of the Board of Trustees of the school district, do hereby certify that the foregoing Resolution was regularly introduced, passed and adopted by the Board of Trustees at its meeting held on June 18, 2020.

_____
Clerk, Board of Trustees

BEFORE THE BOARD OF TRUSTEES OF THE

LOLETA UNION ELEMENTARY SCHOOL DISTRICT

HUMBOLDT COUNTY, CALIFORNIA

In the Matter of the Elimination/Reduction of Certain Positions in the Classified Service and Directing Notification of Classified Employees	))))	**RESOLUTION NO. 20-06**

WHEREAS, Loleta Union Elementary School District ("District") maintains the following positions within the classified / management service:

1. [Instructional Assistant 1:1] **Example: Instructional Assistant**

WHEREAS, due to lack of funds, the Board of Trustees of the District hereby finds that it will be necessary to reduce or eliminate certain services to the following extent:

1. [Instructional Assistant 1:1] - .88 F.T.E. to be eliminated.

NOW, THEREFORE, BE IT RESOLVED that, effective June 18, 2020, or 60 days after service of notice, whichever is later, the classified positions of the District shall be reduced or eliminated to the extent hereinabove set forth; and

BE IT FURTHER RESOLVED that the Superintendent, or designee, of this District is hereby authorized and directed to give notice of the reduction and/or elimination of the foregoing services to the appropriate classified employees of the District in accordance with applicable law; and

BE IT FURTHER RESOLVED that the Superintendent, or designee, is hereby authorized and directed to inform each such employee of his/her displacement rights, if any, and his/her rehire rights.

The foregoing Resolution was passed and adopted by the Board of Trustees of the Loleta Union Elementary School District on June 18, 2020, by the following vote:

AYES: _____

NOES: _____

ABSENT: _____

_____
President, Board of Trustees

I, _____, Secretary/Clerk of the Board of Trustees, do hereby certify that the foregoing Resolution was regularly introduced, passed, and adopted by the Board of Trustees of the District at its meeting on _____, 2020.

_____
Clerk/Secretary, Board of Trustees

AUTHORIZATION FOR FISCAL YEAR: 2020-2021

CS-1

DATE: June 10, 20 20 **SCHOOL DISTRICT** Loleta Union

WARRANT DISTRIBUTION AUTHORIZATION

Please complete and return to Humboldt County Office of Education's Business Office.

Please check appropriate box(es).

PAYROLL

☒ Will pick up when ready

Names of persons authorized to pick up payroll warrants:

Artemisa Chapman

Lisa Armstrong

Please list an after hours emergency number: 760-419-0329

☐ Mail all payroll to: *Individual's Name* _____
(Postage cost to be reimbursed to HCOE)

☐ Other (specify) _____

COMMERCIAL WARRANTS

☒ Will pick up when ready

Please list emergency number: 760-419-0329

☐ Courier

☐ Mail all APY warrants to: *Individual's Name* _____
(Postage cost to be reimbursed to HCOE)

☐ Mail all VOL DED warrants to: *Individual's Name* _____
(Postage cost to be reimbursed to HCOE)

☐ Other (specify) _____

DISTRICT AUTHORIZATION

Superintendent or Trustee Artemisa L Chapman

05/17/BUS/Forms

Return to HCOE Business Office

CHRIS HARTLEY, ED.D., Superintendent
901 Myrtle Avenue, Eureka, California 95501-1294 Phone: 707/445-7000 FAX: 707/445-7143 www.hcoe.org

May 16, 2019

MEMORANDUM

TO: District Superintendents and Business Managers

FROM: Corey Weber, Director of Fiscal Services

SUBJECT: **WARRANT DISTRIBUTION AUTHORIZATION FORM CS-1 AND CERTIFICATION FORM CS-7 FOR THE 2019-2020 SCHOOL YEAR**

Attached are two forms for your completion. The WARRANT DISTRIBUTION AUTHORIZATION FORM (CS-1) serves to identify the person or persons in your district who are authorized to pick up payroll checks when ready for distribution by this office and notifies the Business Office of the method of directing your commercial checks. Postage costs for mailing checks to the district (both payroll and commercial) are fully reimbursable to HCOE.

The CERTIFICATION FORM (CS-7) serves as official notification as to the person or persons who are authorized to sign commercial check orders and payroll check orders for the 2019-2020 school year as agents of the board. Education Code section 42632 is listed below for your information. An **original** signature of the authorized person(s) listed is required as well as **every** board member.
(Note: PLEASE PRINT OR TYPE EACH NAME UNDERNEATH THEIR SIGNATURE)

> "Each order drawn on the funds of the school district shall be signed by at least a majority of the members of the governing board of the district, or by a person or persons authorized by the governing board to sign orders in its name. No person other than an officer or employee of the district shall be authorized to sign orders."

Please complete these forms and return them by June 30 to Brenda Howard in the Business Office. Without exception, these forms must be submitted before any commercial or payroll checks may be issued or released to a district after June 30, 2019.

Revised forms should be submitted any time during the year when there is a change in authorized personnel. These forms are available at http://www.humboldt.k12.ca.us through the HCOE::NET Forms Room under "Business". Please contact Brenda Howard at 445-7054, if you have any questions.

CW:sn

Attachments

c: Brenda Howard

AUTHORIZATION FOR FISCAL YEAR: 2020-2021

CS-7

DATE: June 23, 20 20 **SCHOOL DISTRICT** Loleta Union

CERTIFICATION

This is to certify that the Board of Trustees of the above stated School District passed the following motion at its June 23, 2020 meeting authorizing the following to sign commercial warrants and payroll payment orders as agent of the Board.

"It was moved by _____

and seconded by _____

that Autumn Chapman Superintendent/Principal

Lisa Armstrong Confid. Secretary

Christine Perez Board Member

Be authorized to sign commercial warrants and payroll payment orders as agent of the Board of trustees of the Loleta Union School District.

Ayes (Members' Names): _____ _____

_____ _____ _____

Noes (Members' Names): _____ _____

Motion Carried."

Authorized Signatures:

Autumn L Chapman

Lisa Armstrong

Board of Trustees Signatures:

(signed) Clerk, Board of Trustees

05/17/BUS/forms/CS-7

Return to HCOE Business Office

VII. REVOCATIONS:

Neither a DOR nor DOA may revoke an IDT for a student after June 30 following the completion of grade 10, or for pupils in grades 11 or 12. Any other IDT Permit may be revoked pursuant to the policies and regulations of either the DOA or DOR, or as set forth on the IDT Permit itself, as permitted by law. If a school district revokes an IDT Permit, it will promptly provide written notice of the revocation to the other district.

VIII. CHANGES IN LAW:

If any law modifies or conflicts with a provision of this Agreement, the new law shall prevail as if written into the Agreement. A change in law, or a finding that one portion of this Agreement is not legally compliant, shall not invalidate the other terms of the Agreement.

ATTACHMENT A: LIST OF PARTIES
ATTACHMENT B: IDT REQUEST FORM

For Each Party:

_____ School District

Signature of Superintendent and Date:

6/25/2020

Board approval:

Date: 6/25/2020

INTERDISTRICT ATTENDANCE AGREEMENT
Effective July 1, 2020

This Multi-District Interdistrict Attendance Agreement ("Agreement") is made and entered into by the school districts of Humboldt County listed in Attachment A to this Agreement, and is made pursuant to California Education Code section 46600. The parties agree to the terms of this Agreement through June 30, 2021. This Agreement affects student enrollment upon district board approval and through the 2021-2022 school year.

I. RECITALS:

A. California's Education Code permits two or more school districts to enter into an agreement for a term not to exceed five (5) years to allow pupils to enroll in a school district that is not their district of residence through a process known as "interdistrict transfer."

B. California Education Code requires school districts to respond to a Parent's request for an interdistrict transfer, if made in the current year, within thirty (30) calendar days of the request; and allows for Parents to appeal any denial of their request.

C. California's Education Code requires school districts to respond to "future year" requests for interdistrict transfers as soon as possible but no later than 14 calendar days after the commencement of instruction in the year for which the interdistrict transfer is sought.

D. Humboldt County has a history of allowing pupils to attend school districts that are not the pupil's district of residence where the capacity exists at the receiving district.

E. This Agreement addresses the interdistrict transfer process for parent requests to transfer a pupil during the current year or to transfer a pupil in the future school year. Parents benefit from knowing if the student will attend their preferred district in the future school year. Districts benefit from knowing accurate student enrollment projections by early February for the upcoming school year, to determine if layoff notices are warranted in advance of the legally mandated March 15 deadline to issue teacher layoff notices. Districts need to analyze projected enrollment and school boards must consider taking action on teacher layoffs, usually at their February board meetings.

F. This Agreement establishes deadlines for interdistrict transfers. To the degree that this is a departure from historic processes, the parties recognize that a county-wide information dissemination campaign will be critical to this Agreement's success.

G. Each district will maintain board policies and regulations that address acceptance, rejection, revocations and enrollment priorities; and operate in conformance with those policies and regulations. Examples of enrollment priorities may include, but are not limited to, the following: sibling(s) attend, children of staff member, older sibling previously attended the school, and others.

H. The parties recognize that there are existing interdistrict transfer permits that have been approved for students. This Agreement will not change the terms of any previously approved permits.

II. TERM OF AGREEMENT:

This Agreement shall take effect for each party on July 1, 2020 or upon its execution of the Agreement, whichever comes later, and shall expire on June 30, 2021. The parties understand that as to each party to the Agreement, the Agreement does not take effect unless that party's governing board approves the Agreement. This Agreement supersedes any past interdistrict agreements among the parties to this Agreement that are in conflict with this Agreement. Interdistrict transfer requests for the 2021-2022 school year shall be governed by this Agreement if the request was made within the timeframes a party was bound by this Agreement.

III. DEFINITIONS:

Active Military Parent: An "active military duty parent" means a parent with full-time military duty status in the active uniformed service of the United States, including members of the National Guard and the State Military Reserve on active duty orders pursuant to Chapter 1209 (commencing with Section 12301) and Chapter 1211 (commencing with Section 12401) of Part II of Subtitle E of Title 10 of the United States Code.

Capacity: A district's determination of the space and resources it has available for students.

Capacity Determination (for purposes of establishing a wait list): A capacity determination is made by the District of Proposed Enrollment no later than 15 days after the close of the Priority One enrollment window. Approval of an interdistrict transfer requires that the receiving District of Proposed Enrollment have capacity for the student.

Current year request: A request for interdistrict transfer received beginning 15 calendar days before the commencement of instruction in the school year for which interdistrict transfer is sought and anytime thereafter for that school year.

Denial: For purposes of appealing to the county board of education, a "denial" is a written rejection of a request, but also includes a school district's failure to provide written notification of the school district's decision within the timelines prescribed in this Agreement. A "denial" shall not include any of the following:

1. A request that has been deemed abandoned, meaning the Parent has not met required timelines.

2. An existing interdistrict transfer permit that has been revoked or rescinded in accordance with the policy of the governing board of the school district.

3. A denial by the District of Proposed Enrollment when no permit has been

first issued by the District of Residence.

District of Proposed Enrollment or "DPE": A school district other than the school district in which the Parent of a pupil resides, but in which the Parent of the pupil nevertheless intends to enroll the pupil through an interdistrict transfer.

District of Residence or "DOR": A school district in which the Parent of a pupil resides and in which the pupil would otherwise be required to enroll pursuant to the compulsory education requirements.

Enrollment Window: The period of time that interdistrict transfer requests for the upcoming year shall be considered by both the District of Residence and the District of Proposed Enrollment.

Future year request: A request for interdistrict transfer received up until 16 calendar days before the commencement of instruction in the school year for which interdistrict transfer is sought. A request received 15 calendar days before or thereafter is a "current year" request.

Hardship: Extreme difficulty or suffering.

Interdistrict transfer or "IDT": Interdistrict transfer; the act of a student attending a school district that is not the student's district of residence.

IDT Permit: The form which authorizes an individual interdistrict transfer, signed by the District of Residence, the District of Proposed Enrollment, and the Parent. The form is attached as Attachment B to this Agreement. Permits are good for one (1) school year. Parents must re-apply for each school year.

IDT Request: The formal process of a Parent seeking written permission from both the District of Residence and the District of Proposed Attendance for the child to attend a school district outside of his or her District of Residence. A District of Residence makes the initial determination as to whether an interdistrict transfer request shall be granted; the District of Proposed Enrollment then reviews the request and determines whether it will grant the request for the transfer to the District of Proposed Enrollment.

New Sibling Requests: Requests for a student to attend a District of Proposed Enrollment when the student's sibling(s) will be enrolled at the District of Proposed Enrollment in the same year.

Parent: The natural or adoptive parent or guardian, the person having legal custody, or other educational rights holder.

Reasonable Enrollment Activities: Activities that a District of Residence may require a Parent to participate in to demonstrate the District of Residence's ability to meet the student and/or Parent's needs. "Reasonable enrollment activities" include a discussion with District of Residence's school administration or their designees, attending an orientation meeting, a site visit, and/or review of informational literature.

Renewals: A renewal of a previously granted Interdistrict Transfer Permit. Renewals must be sought annually.

School-level transitions: Transitions from one grade span to another, based upon the District of Residence's transitions, e.g. elementary school to middle school, or middle school to high school.

Victim of an act of bullying: A "victim of an act of bullying" means a pupil that has been determined to have been a victim of bullying by an investigation pursuant to the complaint process described in Education Code Section 234.1. The bullying must have been committed by any pupil in the school district of residence, and the parent of the pupil must have filed a written complaint regarding the bullying with the school, school district personnel, or a local law enforcement agency.

IV. INTERDISTRICT TRANSFER REQUESTS:

Parents are advised that this Agreement establishes deadlines to apply for enrollment in a school district for the upcoming school year.

A. Preferential Enrollment ("Priority One Open Enrollment Window"): Requests for an IDT for the Future School Year Received from December 1 through February 1

1. The DOR will approve an IDT Request submitted by a Parent if it is received at the DOR between December 1st through February 1st at 4:00 p.m. each year if Parents have complied with the process described herein. If February 1st falls on a weekend, the deadline will be the next school day after February 1st. IDT Requests for the future school year may not be submitted prior to December 1.

2. The DOR will have 10 school days after the close of the enrollment window to approve the request and to forward the IDT Request to the DPE. The DOR may deny a Parent request for an IDT if the Parent does not participate in DOR Reasonable Enrollment Activities, absent good cause such as hardships due to medical conflicts, work schedule, child care, transportation, language barriers, etc. All other IDT Requests received within the Priority One Enrollment Window will be approved by the DOR, unless the Parent withdraws their IDT Request.

3. The DPE will have 15 school days after the close of the Priority One Open Enrollment Window (or 5 school days from receipt of the approved IDT Permit from the DOR, whichever is later) to approve or deny the IDT Request and to notify both the Parent and DOR of the DPE's decision.

4. Renewals and New Sibling Requests will be approved and will follow the same timelines listed within Priority One, above. A DOR may require a Parent to participate in Reasonable Enrollment Activities prior to granting a renewal when the student transfer involves a School Level Transition (defined above). Districts will honor existing approved multiyear IDT permits.

B. Priority Two Enrollment Window – Requests for an IDT for the Future School Year Received After February 1 and for Requests Made In the Current School Year

IDT Requests received from a Parent for the current school year and for the future year received after the February 1 enrollment window will be processed and approved by a DOR under the following circumstances:

1. Parent did not reside in Humboldt County school districts' boundaries prior to Priority One deadline.

2. Parent moved from one district to another district subsequent to the Priority One deadline.

3. Parent has a reasonable argument and a compelling reason, including hardship, such as medical conflicts, work schedule, child care, transportation, language barriers, for why the Priority One deadline was not met, or why the circumstance did not warrant a request for an IDT at the time of the Priority One deadline.

4. Parent has a reasonable explanation for not being able to participate in DOR Reasonable Enrollment Activity.

The DOR may require the Parent to participate in Reasonable Enrollment Activities as outlined in Subsection IV.A.2. (Priority One). If approved by the DOR, IDT Requests will be forwarded to the DPE for approval or denial.

C. Wait Listed Students for the Upcoming Year

If a DOR granted an IDT Request for the future year, that approval is valid until the commencement of the DPE's new school year. This is to allow time for school districts to determine if there is capacity for the student. Each DPE is limited to accepting the equivalent of two students per grade level from its wait list, or 7% of the school's total enrollment from the waitlist, whichever is greater. The wait list must be established at the time of the DPE's lottery or capacity determination.

V. STATUTORY PREFERENCES:

A. Victims of Bullying

If a school within the DOR has only one school offering the grade level of the victim of an act of bullying, and therefore there is no option for an intradistrict transfer, the victim of an act of bullying may apply for an interdistrict transfer and the DOR shall not prohibit the transfer if the DPE approves the application for transfer.

A DPE that elects to accept an interdistrict transfer of a student who is the victim of an act of bullying shall accept all pupils who apply to transfer under this statutory preference until the DPE is at maximum capacity. A DPE shall ensure that pupils admitted under this preference are selected through an unbiased process that prohibits an inquiry into or evaluation or consideration of whether or not a pupil should be enrolled based on academic or athletic performance, physical condition, proficiency in English, family income, or any of the individual characteristics set forth

in Section 220, including, but not limited to, race or ethnicity, gender, gender identity, gender expression, and immigration status.

B. Children of Active Military Service Men and Women

Notwithstanding any other terms of this agreement, a DOR shall not prohibit the transfer of a pupil who is a child of an active military duty parent to a school district of proposed enrollment if the DPE approves the application for transfer.

VI. APPEALS:

Parents have a right to appeal to the Humboldt County Office of Education ("HCOE") when a school district denies an IDT Request. HCOE shall process these appeals in accordance with California Education Code section 46601, the terms of this Agreement, and HCOE's Board Policies and Regulations. Parents are entitled to notice of their right to appeal to HCOE. Failure to appeal within the required time is good cause for denial of an appeal.

Appeals must be filed by the Parent within thirty (30) days of a denial of a request. See "definitions" above for the definition of a denial.

***

Provisional Enrollment in DPE Pending Appeal: The parties agree that no DPE will grant provisional enrollment of a pupil pending an appeal before Humboldt County Office of Education ("HCOE"), except that a DPE may provisionally enroll a student who has been attending a DPE school in the immediate past and who has been historically continuously enrolled. For example, a Parent moves from District A in April to District B, but wants her child to continue attending District A for continuity. A pupil shall be eligible for provisional attendance only upon providing reasonable evidence that a final decision for a request for interdistrict transfer is pending either with the DOR, the DPE, or HCOE. Where provisional enrollment is granted under these limited circumstances, and for a period not to exceed two school months, the governing board of a DPE may provisionally admit to the schools of the school district a pupil who resides in another school district, pending a decision of the governing boards of the two school districts, or by HCOE upon appeal, regarding the interdistrict attendance. The period of provisional attendance begins on the first day of the pupil's attendance in the school. If a decision by the school districts or HCOE has not been rendered by the conclusion of two school months, and the school districts or HCOE are still operating within the prescribed timelines, the pupil shall not be allowed to continue attendance at the DPE. If the pupil is subject to compulsory full-time education pursuant to Section 48200, he or she shall enroll in the DOR or in another educational program.

Provisional attendance shall not guarantee that a school district or HCOE will approve a request for interdistrict transfer.

Humboldt County Office of Education

CERTIFICATION OF ADOPTED BUDGET 2020-2021

In order for our office to be certain that the 2020-2021 adopted budget in the financial system equals the Budget Adoption Report as adopted by the board, we request that you **complete the following and return it to Brenda Howard, in the Business Office**, after board adoption.

X There were no changes to the Budget Adoption Report as originally prepared.

____ Attached is the adopted budget for our district. Changes were made at the time of adoption. These changes are indicated in red on the attached Budget Adoption Report and have been entered into the financial system in the computer. A budget summary report is enclosed which equals the attached Budget Adoption Report.

SIGNED: Autumn L Chgon
District Superintendent or Business Manager

Loleta Union School Dist.
School District

6/25/2020
Date

ANNUAL CERTIFICATION REGARDING SELF-INSURED WORKERS' COMPENSATION CLAIMS

Pursuant to EC Section 42141, if a school district, either individually or as a member of a joint powers agency, is self-insured for workers' compensation claims, the superintendent of the school district annually shall provide information to the governing board of the school district regarding the estimated accrued but unfunded cost of those claims. The governing board annually shall certify to the county superintendent of schools the amount of money, if any, that it has decided to reserve in its budget for the cost of those claims.

To the County Superintendent of Schools:

(___) Our district is self-insured for workers' compensation claims as defined in Education Code Section 42141(a):

Total liabilities actuarially determined:	$ _____
Less: Amount of total liabilities reserved in budget:	$ _____
Estimated accrued but unfunded liabilities:	$ 0.00

(X) This school district is self-insured for workers' compensation claims through a JPA, and offers the following information:
Permissively self-insured through North Coast Schools Insurance Group

(___) This school district is not self-insured for workers' compensation claims.

Signed _____ Date of Meeting: 6/25/2020
Clerk/Secretary of the Governing Board
(Original signature required) John Simmons

For additional information on this certification, please contact:

Name: Taylin Titus

Title: Director, JPA

Telephone: 707-445-7055

E-mail: ttitus@hcoe.org

ANNUAL BUDGET REPORT:
July 1, 2020 Budget Adoption

Insert "X" in applicable boxes:

[X] This budget was developed using the state-adopted Criteria and Standards. ~~It includes the expenditures necessary to implement the Local Control and Accountability Plan (LCAP) or annual update to the LCAP that will be effective for the budget year.~~ The budget was filed and adopted subsequent to a public hearing by the governing board of the school district pursuant to Education Code sections 33129, 42127, 52060, 52061, and 52062.

[ ] If the budget includes a combined assigned and unassigned ending fund balance above the minimum recommended reserve for economic uncertainties, at its public hearing, the school district complied with the requirements of subparagraphs (B) and (C) of paragraph (2) of subdivision (a) of Education Code Section 42127.

Budget available for inspection at:

Place: 700 Loleta Drive Loleta CA
Date: 6/30/2020

Adoption Date: 6/25/2020

Signed: _____
Clerk/Secretary of the Governing Board
(Original signature required)

Public Hearing:

Place: 700 Loleta Drive Loleta
Date: 6/25/2020
Time: 5:30pM

Contact person for additional information on the budget reports:

Name: Autumn Chapman
Title: Superintendent

Telephone: 707-733-5705
E-mail: AChapman@aol.com

Criteria and Standards Review Summary

The following summary is automatically completed based on data provided in the Criteria and Standards Review (Form 01CS). Criteria and standards that are "Not Met," and supplemental information and additional fiscal indicators that are "Yes," may indicate areas of potential concern for fiscal solvency purposes and should be carefully reviewed.

CRITERIA AND STANDARDS			Met	Not Met
1	Average Daily Attendance	Budgeted (funded) ADA has not been overestimated by more than the standard for the prior fiscal year, or two or more of the previous three fiscal years.	X	

CRITERIA AND STANDARDS (continued)			Met	Not Met
2	Enrollment	Enrollment has not been overestimated by more than the standard for the prior fiscal year, or two or more of the previous three fiscal years.		X
3	ADA to Enrollment	Projected second period (P-2) ADA to enrollment ratio is consistent with historical ratios for the budget and two subsequent fiscal years.	X	
4	Local Control Funding Formula (LCFF) Revenue	Projected change in LCFF revenue is within the standard for the budget and two subsequent fiscal years.	X	
5	Salaries and Benefits	Projected ratios of total unrestricted salaries and benefits to total unrestricted general fund expenditures are consistent with historical ratios for the budget and two subsequent fiscal years.		X
6a	Other Revenues	Projected operating revenues (e.g., federal, other state, and other local) are within the standard for the budget and two subsequent fiscal years.		X
6b	Other Expenditures	Projected operating expenditures (e.g., books and supplies, and services and other operating) are within the standard for the budget and two subsequent fiscal years.		X
7	Ongoing and Major Maintenance Account	If applicable, required contribution to the ongoing and major maintenance account (i.e., restricted maintenance account) is included in the budget.	n/a	
8	Deficit Spending	Unrestricted deficit spending, if any, has not exceeded the standard for two or more of the last three fiscal years.	X	
9	Fund Balance	Unrestricted general fund beginning balance has not been overestimated by more than the standard for two or more of the last three fiscal years.	X	
10	Reserves	Projected available reserves (e.g., reserve for economic uncertainties, unassigned/unappropriated amounts) meet minimum requirements for the budget and two subsequent fiscal years.		X

SUPPLEMENTAL INFORMATION			No	Yes
S1	Contingent Liabilities	Are there known or contingent liabilities (e.g., financial or program audits, litigation, state compliance reviews) that may impact the budget?	X	
S2	Using One-time Revenues to Fund Ongoing Expenditures	Are there ongoing general fund expenditures in excess of one percent of the total general fund expenditures that are funded with one-time resources?	X	
S3	Using Ongoing Revenues to Fund One-time Expenditures	Are there large non-recurring general fund expenditures that are funded with ongoing general fund revenues?	X	
S4	Contingent Revenues	Are any projected revenues for the budget or two subsequent fiscal years contingent on reauthorization by the local government, special legislation, or other definitive act (e.g., parcel taxes, forest reserves)?	X	
S5	Contributions	Have contributions from unrestricted to restricted resources, or transfers to or from the general fund to cover operating deficits, changed by more than the standard for the budget or two subsequent fiscal years?		X

SUPPLEMENTAL INFORMATION (continued)			No	Yes
S6	Long-term Commitments	Does the district have long-term (multiyear) commitments or debt agreements?	X	
		• If yes, have annual payments for the budget or two subsequent fiscal years increased over prior year's (2019-20) annual payment?	n/a	
S7a	Postemployment Benefits Other than Pensions	Does the district provide postemployment benefits other than pensions (OPEB)?		X
		• If yes, are they lifetime benefits?	X	
		• If yes, do benefits continue beyond age 65?	X	
		• If yes, are benefits funded by pay-as-you-go?		X
S7b	Other Self-insurance Benefits	Does the district provide other self-insurance benefits (e.g., workers' compensation)?	X	
S8	Status of Labor Agreements	Are salary and benefit negotiations still open for:		
		• Certificated? (Section S8A, Line 1)		X
		• Classified? (Section S8B, Line 1)		X
		• Management/supervisor/confidential? (Section S8C, Line 1)		X
S9	Local Control and Accountability Plan (LCAP)	• Did or will the school district's governing board adopt an LCAP or an update to the LCAP effective for the budget year?		X
		• Adoption date of the LCAP or an update to the LCAP:	Not Applicable	
S10	LCAP Expenditures	Does the school district's budget include the expenditures necessary to implement the LCAP or annual update to the LCAP as described in the Local Control and Accountability Plan and Annual Update Template?	X	

ADDITIONAL FISCAL INDICATORS			No	Yes
A1	Negative Cash Flow	Do cash flow projections show that the district will end the budget year with a negative cash balance in the general fund?	X	
A2	Independent Position Control	Is personnel position control independent from the payroll system?	X	
A3	Declining Enrollment	Is enrollment decreasing in both the prior fiscal year and budget year?	X	
A4	New Charter Schools Impacting District Enrollment	Are any new charter schools operating in district boundaries that are impacting the district's enrollment, either in the prior fiscal year or budget year?	X	
A5	Salary Increases Exceed COLA	Has the district entered into a bargaining agreement where any of the budget or subsequent fiscal years of the agreement would result in salary increases that are expected to exceed the projected state funded cost-of-living adjustment?	X	

State of California
Commission on Teacher Credentialing
Certification Division
1900 Capitol Avenue
Sacramento, CA 95811-4213

Email: credentials@ctc.ca.gov
Website: www.ctc.ca.gov

DECLARATION OF NEED FOR FULLY QUALIFIED EDUCATORS

Original Declaration of Need for year: 2020-2021

Revised Declaration of Need for year: _____

FOR SERVICE IN A SCHOOL DISTRICT

Name of District: Loleta Union Elementary District CDS Code: 12-62927-0000000

Name of County: Humboldt County County CDS Code: 12-10124-1230184

By submitting this annual declaration, the district is certifying the following:

- A diligent search, as defined below, to recruit a fully prepared teacher for the assignment(s) was made
- If a suitable fully prepared teacher is not available to the school district, the district will make a reasonable effort to recruit based on the priority stated below

The governing board of the school district specified above adopted a declaration at a regularly scheduled public meeting held on 06 /18 /2020 certifying that there is an insufficient number of certificated persons who meet the district's specified employment criteria for the position(s) listed on the attached form. The attached form was part of the agenda, and the declaration did NOT appear as part of a consent calendar.

▶ ***Enclose a copy of the board agenda item***

With my signature below, I verify that the item was acted upon favorably by the board. The declaration shall remain in force until June 30, 2021.

Submitted by (Superintendent, Board Secretary, or Designee):

Autumn Chapman	A L Chapman	Superintendent
Name	*Signature*	*Title*
707-733-5367	707-733-5705	06/18/2020
Fax Number	*Telephone Number*	*Date*

P.O. Box 547 Loleta CA 95551

Mailing Address

achapman@loleta.org

EMail Address

FOR SERVICE IN A COUNTY OFFICE OF EDUCATION, STATE AGENCY OR NONPUBLIC SCHOOL OR AGENCY

Name of County _____ County CDS Code _____

Name of State Agency _____

Name of NPS/NPA _____ County of Location _____

The Superintendent of the County Office of Education or the Director of the State Agency or the Director of the NPS/NPA specified above adopted a declaration on ____/____/____, at least 72 hours following his or her public announcement that such a declaration would be made, certifying that there is an insufficient number of certificated persons who meet the county's, agency's or school's specified employment criteria for the position(s) listed on the attached form.

The declaration shall remain in force until June 30, _____.

▶ ***Enclose a copy of the public announcement***

Submitted by Superintendent, Director, or Designee:

_____ *Name*	_____ *Signature*	_____ *Title*
_____ *Fax Number*	_____ *Telephone Number*	_____ *Date*

_____ *Mailing Address*

_____ *EMail Address*

▶ *This declaration must be on file with the Commission on Teacher Credentialing before any emergency permits will be issued for service with the employing agency*

AREAS OF ANTICIPATED NEED FOR FULLY QUALIFIED EDUCATORS

Based on the previous year's actual needs and projections of enrollment, please indicate the number of emergency permits the employing agency estimates it will need in each of the identified areas during the valid period of this Declaration of Need for Fully Qualified Educators. This declaration shall be valid only for the type(s) and subjects(s) identified below.

This declaration must be revised by the employing agency when the total number of emergency permits applied for exceeds the estimate by ten percent. Board approval is required for a revision.

Type of Emergency Permit	**Estimated Number Needed**
CLAD/English Learner Authorization (applicant already holds teaching credential)	_____
Bilingual Authorization (applicant already holds teaching credential)	_____
List target language(s) for bilingual authorization: _____	
Resource Specialist	1.0 FTE
Teacher Librarian Services	_____

LIMITED ASSIGNMENT PERMITS

Limited Assignment Permits may only be issued to applicants holding a valid California teaching credential based on a baccalaureate degree and a professional preparation program including student teaching.

Based on the previous year's actual needs and projections of enrollment, please indicate the number of Limited Assignment Permits the employing agency estimates it will need in the following areas:

TYPE OF LIMITED ASSIGNMENT PERMIT	ESTIMATED NUMBER NEEDED
Multiple Subject	1.0 FTE
Single Subject	
Special Education	
TOTAL	2.0 FTE

EFFORTS TO RECRUIT CERTIFIED PERSONNEL

The employing agency declares that it has implemented in policy and practices a process for conducting a diligent search that includes, but is not limited to, distributing job announcements, contacting college and university placement centers, advertising in local newspapers, exploring incentives included in the Teaching as a Priority Block Grant (refer to **www.cde.ca.gov** for details), participating in state and regional recruitment centers and participating in job fairs in California.

If a suitable fully prepared teacher is not available to the school district, the district made reasonable efforts to recruit an individual for the assignment, in the following order:

- A candidate who qualifies and agrees to participate in an approved internship program in the region of the school district
- An individual who is scheduled to complete initial preparation requirements within six months

EFFORTS TO CERTIFY, ASSIGN, AND DEVELOP FULLY QUALIFIED PERSONNEL

Has your agency established a District Intern program? Yes ☑ No ☐

If no, explain. _____

Does your agency participate in a Commission-approved college or university internship program? Yes ☑ No ☐

If yes, how many interns do you expect to have this year? 2

If yes, list each college or university with which you participate in an internship program.

Humboldt State University

If no, explain why you do not participate in an internship program.

BEFORE THE BOARD OF TRUSTEES OF THE

LOLETA UNION ELEMENTARY SCHOOL DISTRICT

HUMBOLDT COUNTY, CALIFORNIA

In the Matter of the Elimination/Reduction of Certain Positions in the Classified Service and Directing Notification of Classified Employees	))))	**RESOLUTION NO. __20-06____**

WHEREAS, Loleta Union Elementary School District ("District") maintains the following positions within the classified / management service:

1. [Instructional Assistant 1:1] **Example: Instructional Assistant**

WHEREAS, due to lack of funds, the Board of Trustees of the District hereby finds that it will be necessary to reduce or eliminate certain services to the following extent:

1. [Instructional Assistant 1:1] - .88 F.T.E. to be eliminated.

NOW, THEREFORE, BE IT RESOLVED that, effective __June 18,___, 2020, or 60 days after service of notice, whichever is later, the classified positions of the District shall be reduced or eliminated to the extent hereinabove set forth; and

BE IT FURTHER RESOLVED that the Superintendent, or designee, of this District is hereby authorized and directed to give notice of the reduction and/or elimination of the foregoing services to the appropriate classified employees of the District in accordance with applicable law; and

BE IT FURTHER RESOLVED that the Superintendent, or designee, is hereby authorized and directed to inform each such employee of his/her displacement rights, if any, and his/her rehire rights.

The foregoing Resolution was passed and adopted by the Board of Trustees of the Loleta Union Elementary School District on June 18, 2020, by the following vote:

AYES: _____

NOES: _____

ABSENT: _____

_____
President, Board of Trustees

I, _____, Secretary/Clerk of the Board of Trustees, do hereby certify that the foregoing Resolution was regularly introduced, passed, and adopted by the Board of Trustees of the District at its meeting on _____, 2020.

_____
Clerk/Secretary, Board of Trustees